District Profiles

Looked After Children

(Children who are in the care of the Local Authority and for whom the Council has corporate parent responsibility)

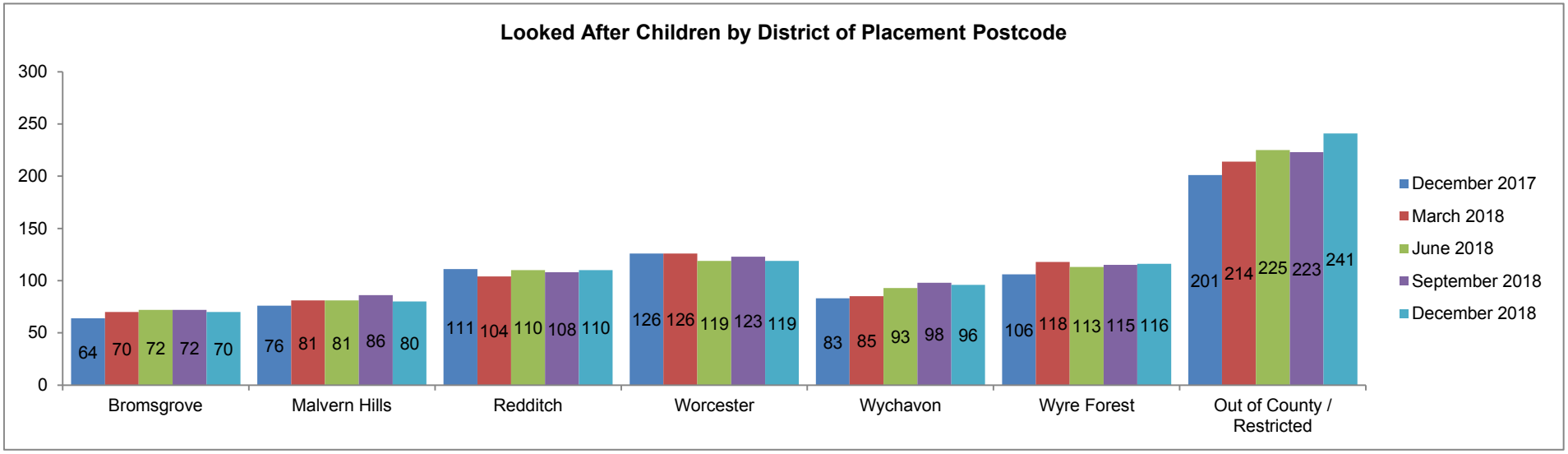

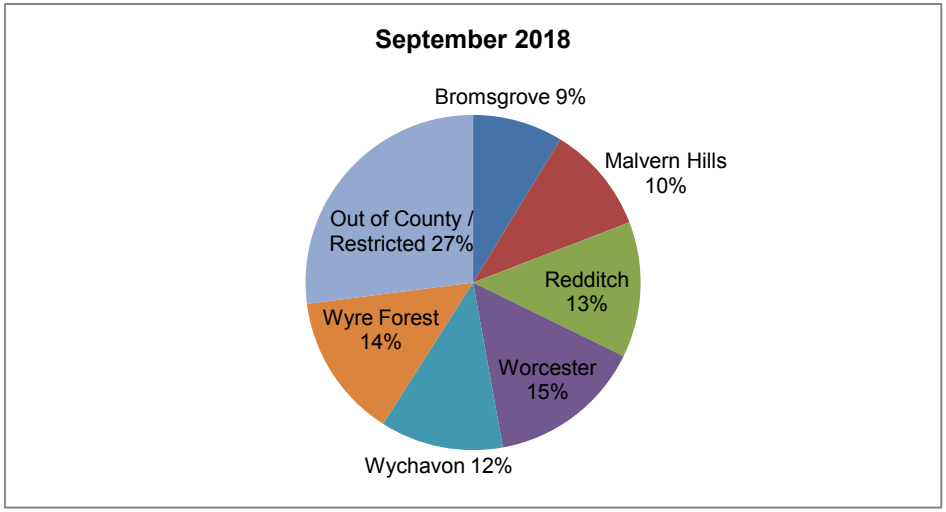

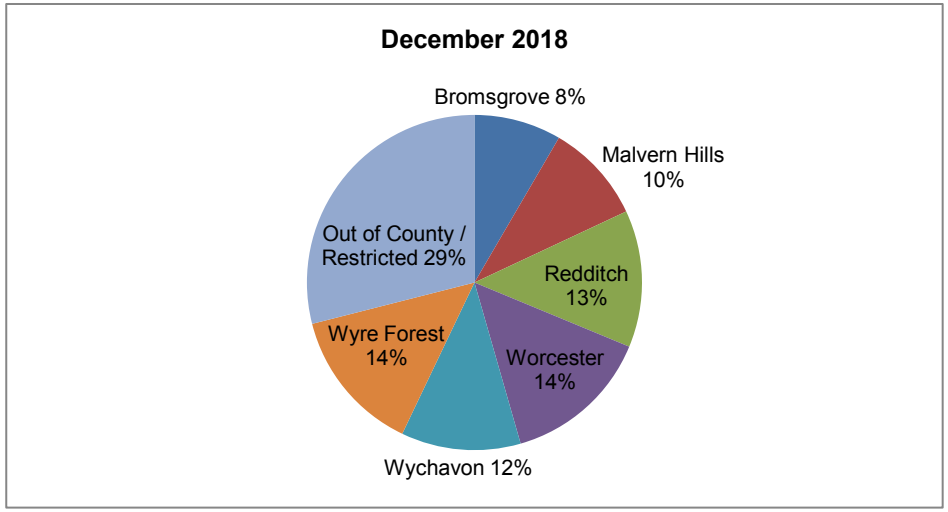

N.B. Numbers below 10 have been suppressed in charts

Care Leavers

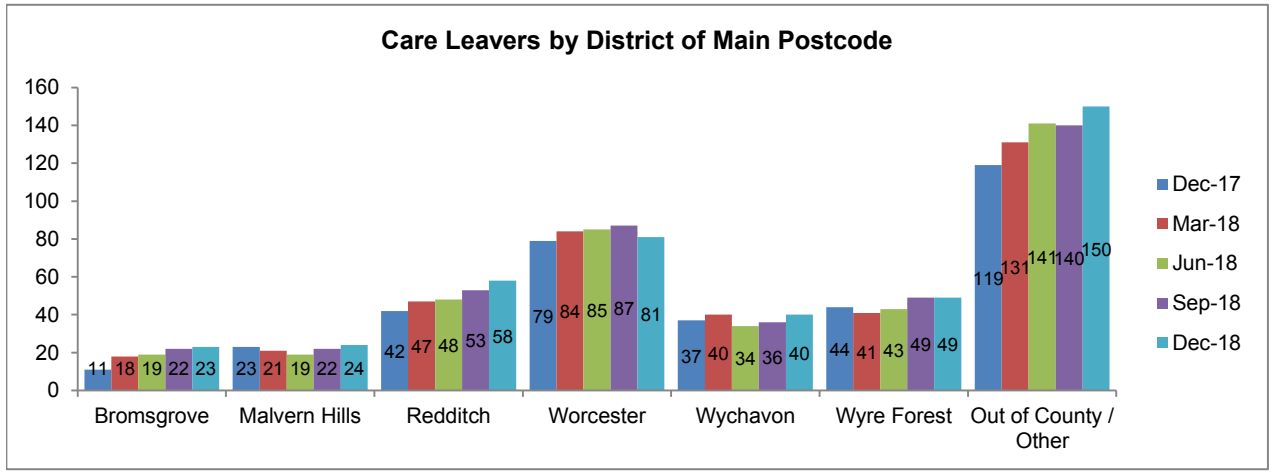

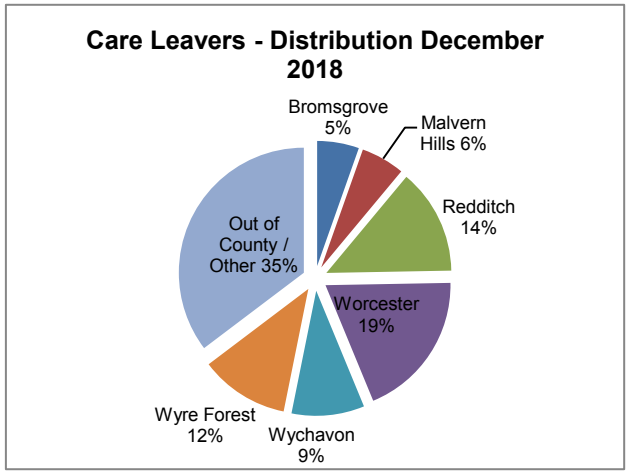

Child Protection

(Children who meet the threshold for significant harm and are subject to a Child Protection Plan)

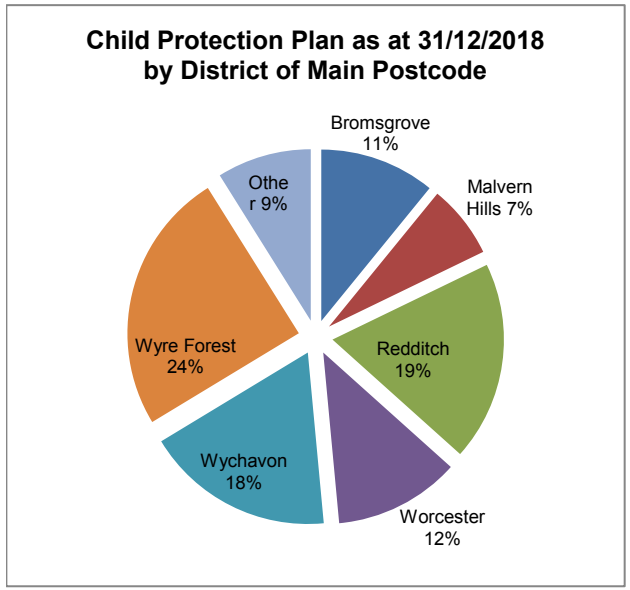

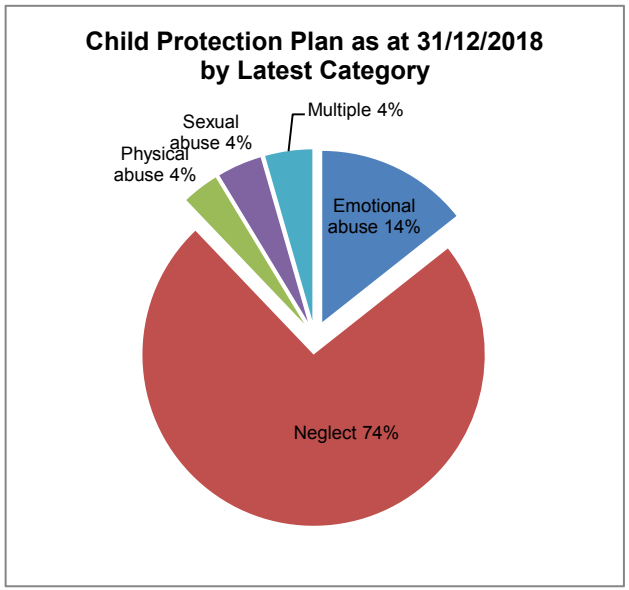

Children in Need

(Children who are open to Social Work intervention and are not Looked After or on a Child Protection Plan)

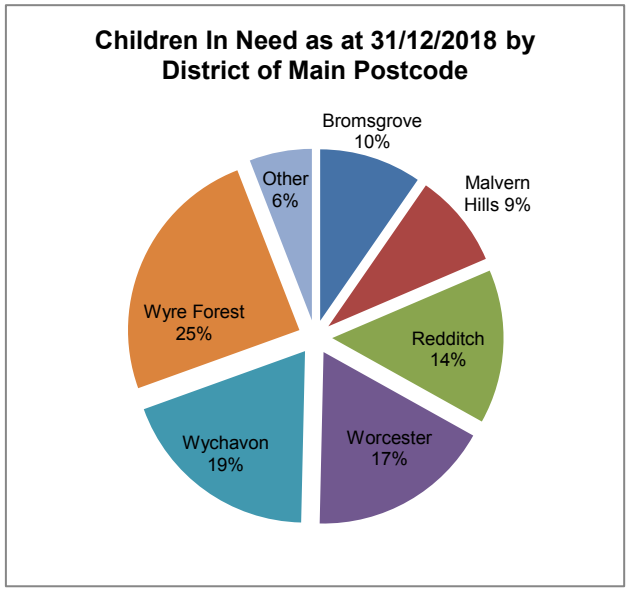

Bromsgrove

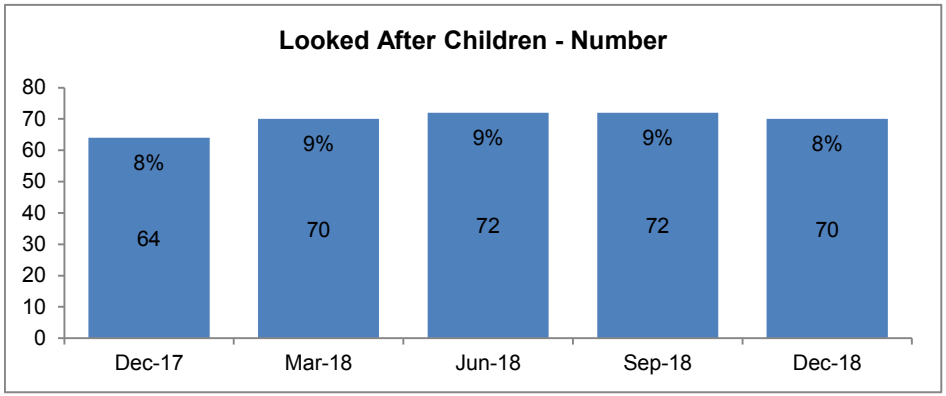
Looked After Children - Number
80
70
60
50
40
30
20
10
0
8%
9%
9%
9%
8%
64
70
72
72
70
Dec-17
Mar-18
Jun-18
Sep-18
Dec-18

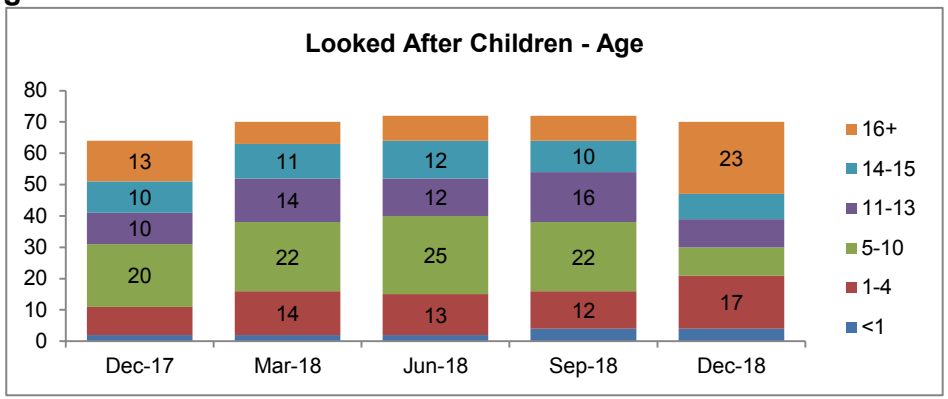
Looked After Children - Age
80
70
60
50
40
30
20
10
0
13
10
10
20
11
14
22
14
12
12
25
13
10
16
22
12
23
17
Dec-17
Mar-18
Jun-18
Sep-18
Dec-18
16+
14-15
11-13
5-10
1-4
<1

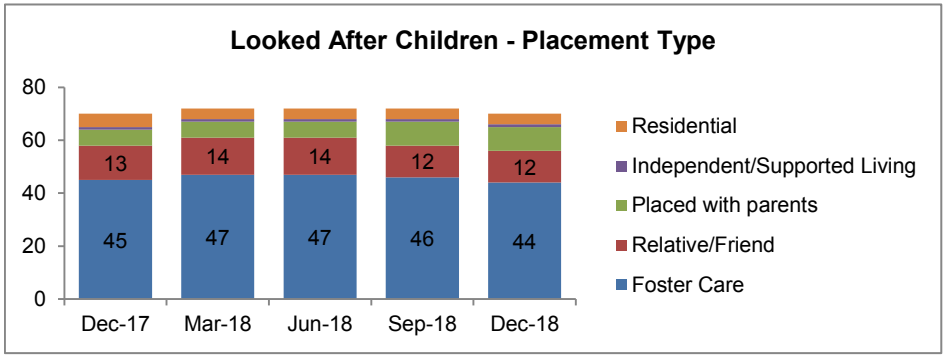
Looked After Children - Placement Type
80
60
40
20
0
13
45
14
47
14
47
12
46
12
44
Dec-17
Mar-18
Jun-18
Sep-18
Dec-18
Residential
Independent/Supported Living
Placed with parents
Relative/Friend
Foster Care

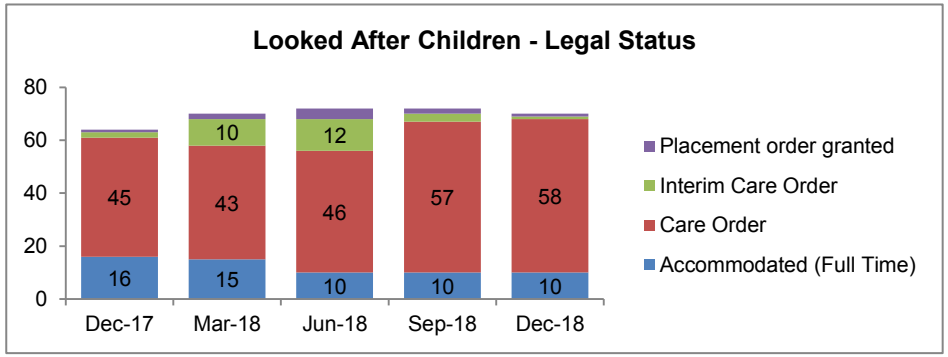
Looked After Children - Legal Status
80
60
40
20
0
45
16
10
43
15
12
46
10
57
10
58
10
Dec-17
Mar-18
Jun-18
Sep-18
Dec-18
Placement order granted
Interim Care Order
Care Order
Accommodated (Full Time)

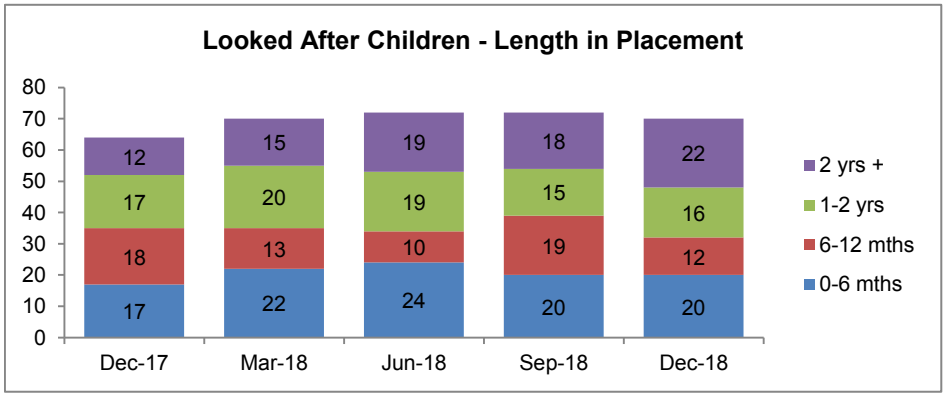
Looked After Children - Length in Placement
80
70
60
50
40
30
20
10
0
12
17
18
17
15
20
13
22
19
19
10
24
18
15
19
20
22
16
12
20
Dec-17
Mar-18
Jun-18
Sep-18
Dec-18
2 yrs +
1-2 yrs
6-12 mths
0-6 mths

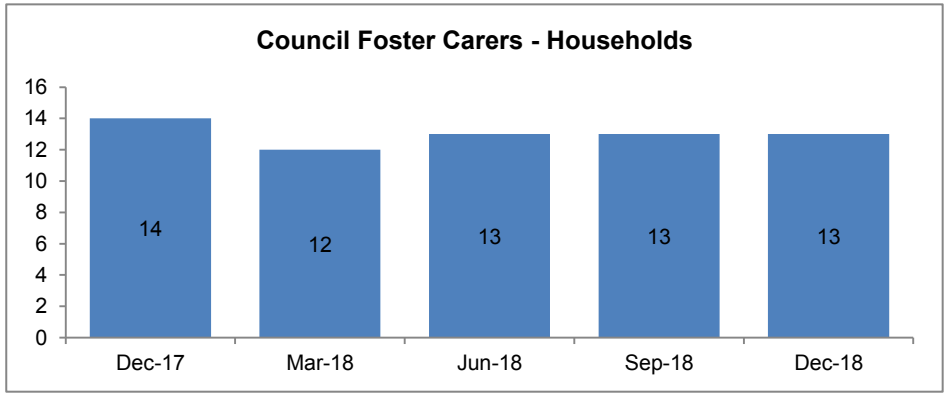
Council Foster Carers - Households
16
14
12
10
8
6
4
2
0
14
12
13
13
13
Dec-17
Mar-18
Jun-18
Sep-18
Dec-18

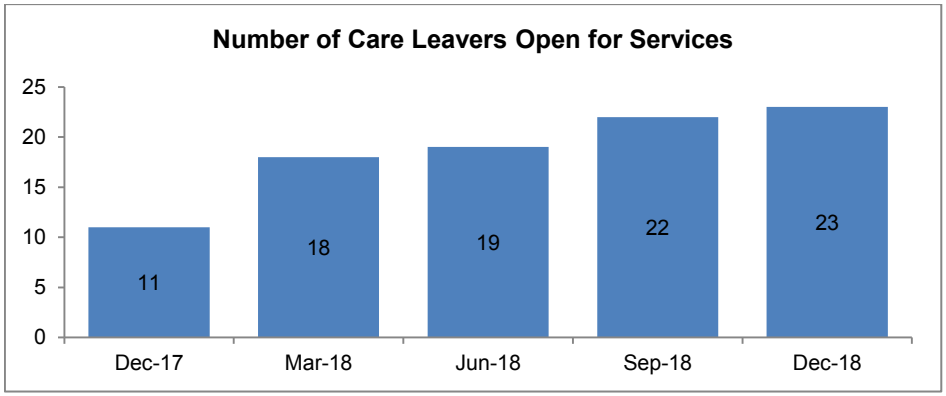
Number of Care Leavers Open for Services
25
20
15
10
5
0
11
18
19
22
23
Dec-17
Mar-18
Jun-18
Sep-18
Dec-18

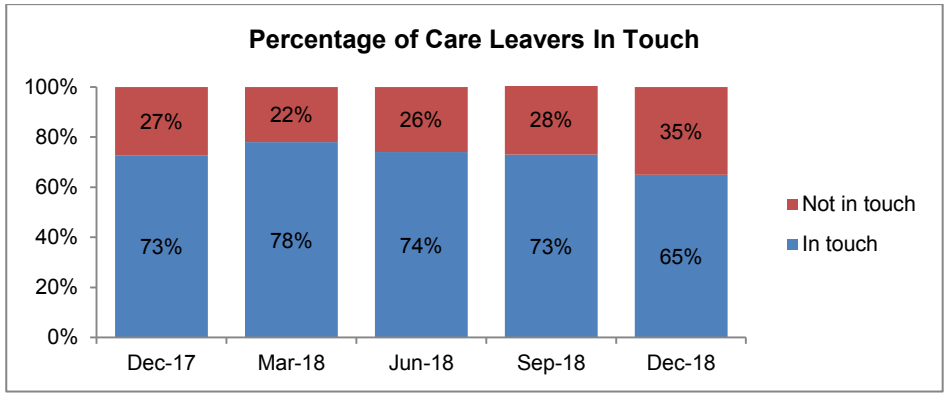
Percentage of Care Leavers In Touch
100%
80%
60%
40%
20%
0%
27%
22%
26%
28%
35%
73%
78%
74%
73%
65%
Dec-17
Mar-18
Jun-18
Sep-18
Dec-18
Not in touch
In touch

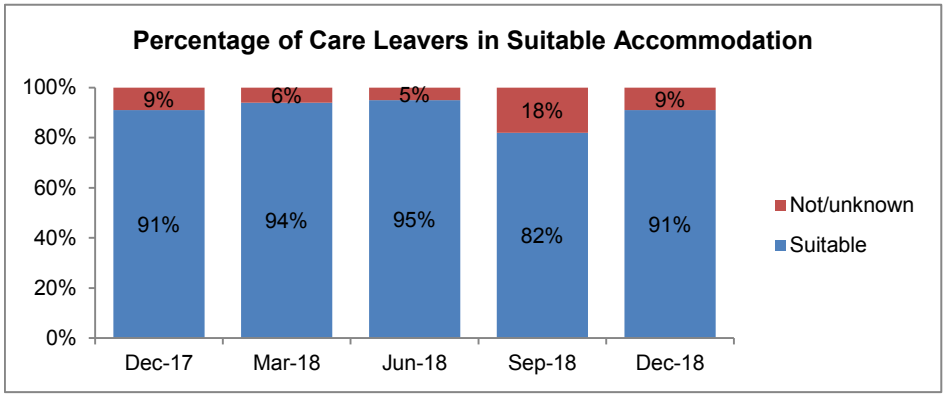
Percentage of Care Leavers in Suitable Accommodation
100%
80%
60%
40%
20%
0%
9%
6%
5%
18%
9%
91%
94%
95%
82%
91%
Dec-17
Mar-18
Jun-18
Sep-18
Dec-18
Not/unknown
Suitable

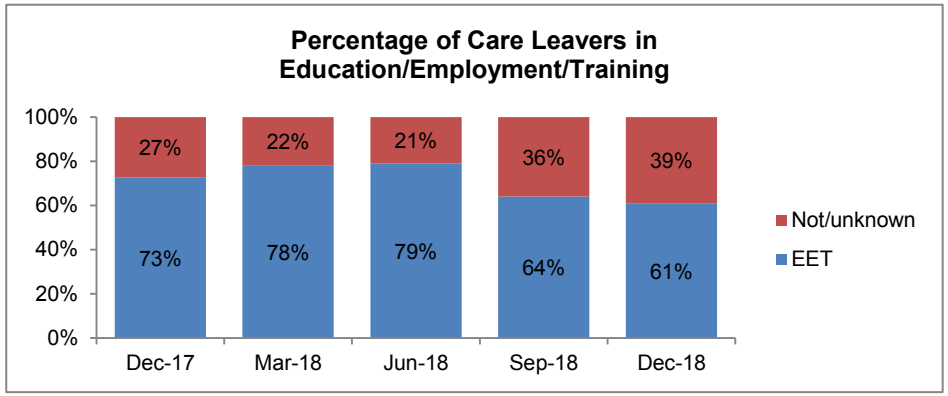
Percentage of Care Leavers in Education/Employment/Training
100%
80%
60%
40%
20%
0%
27%
22%
21%
36%
39%
73%
78%
79%
64%
61%
Dec-17
Mar-18
Jun-18
Sep-18
Dec-18
Not/unknown
EET

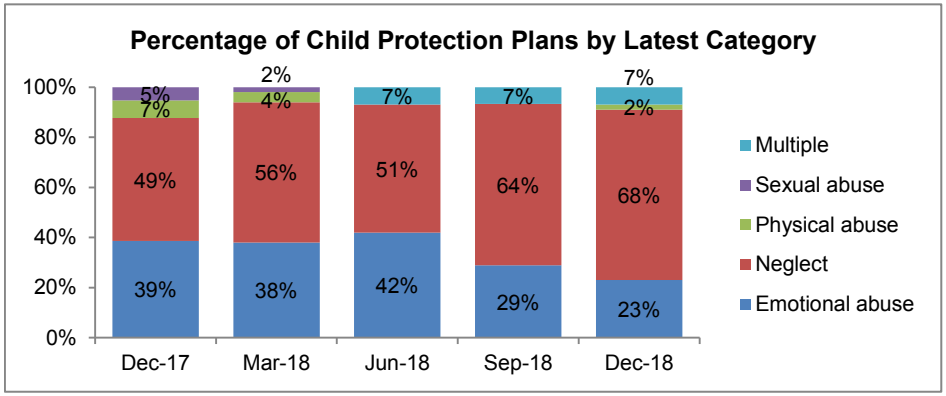
Percentage of Child Protection Plans by Latest Category
100%
80%
60%
40%
20%
0%
5%
7%
49%
39%
2%
4%
56%
38%
7%
51%
42%
7%
64%
29%
7%
2%
68%
23%
Dec-17
Mar-18
Jun-18
Sep-18
Dec-18
Multiple
Sexual abuse
Physical abuse
Neglect
Emotional abuse

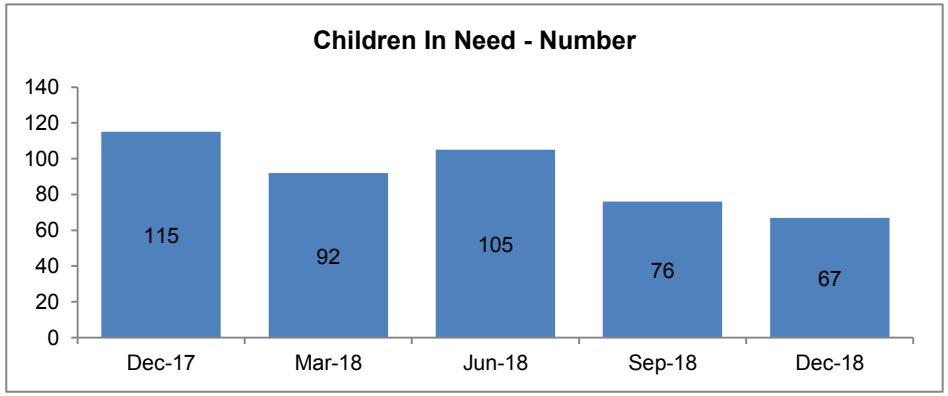
Children In Need - Number
140
120
100
80
60
40
20
0
115
92
105
76
67
Dec-17
Mar-18
Jun-18
Sep-18
Dec-18

Malvern

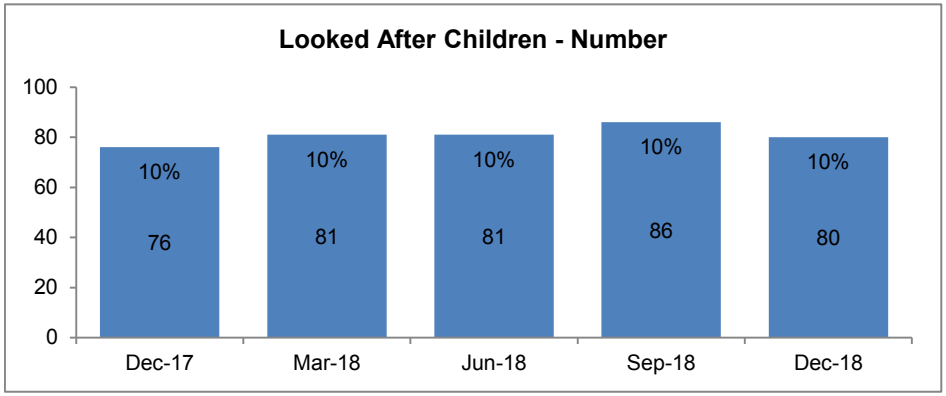
Looked After Children - Number
100
80
60
40
20
0
10%
76
10%
81
10%
81
10%
86
10%
80
Dec-17
Mar-18
Jun-18
Sep-18
Dec-18

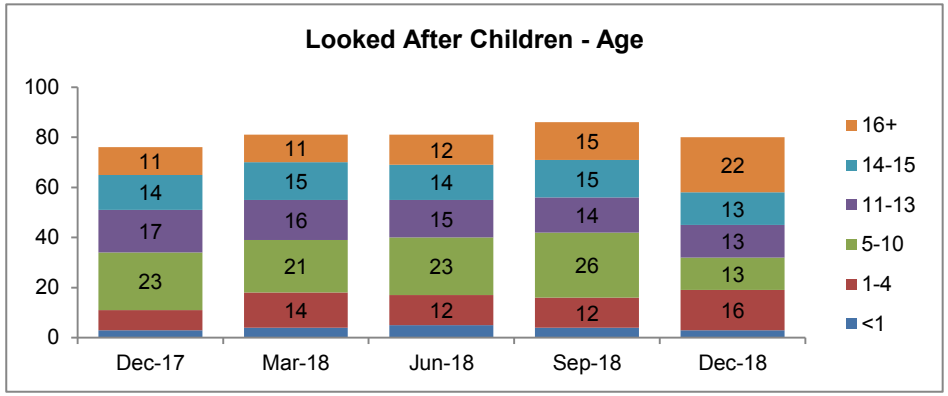
Looked After Children - Age
100
80
60
40
20
0
11
14
17
23
11
15
16
21
14
12
15
14
15
23
12
15
14
26
12
22
13
13
13
16
Dec-17
Mar-18
Jun-18
Sep-18
Dec-18
16+
14-15
11-13
5-10
1-4
<1

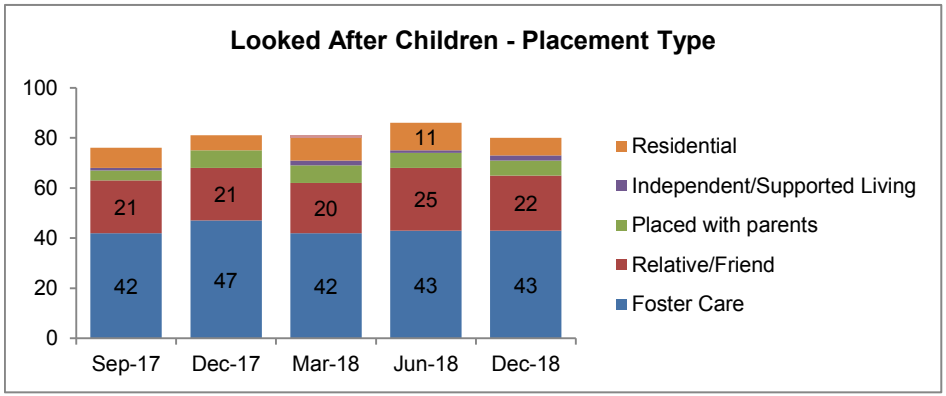
Looked After Children - Placement Type
100
80
60
40
20
0
21
42
21
47
20
42
11
25
43
22
43
Sep-17
Dec-17
Mar-18
Jun-18
Dec-18
Residential
Independent/Supported Living
Placed with parents
Relative/Friend
Foster Care

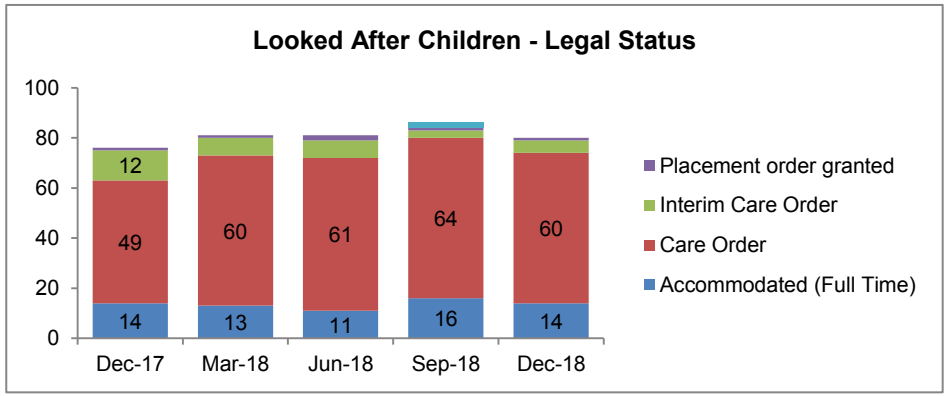
Looked After Children - Legal Status
100
80
60
40
20
0
12
49
14
60
13
61
11
64
16
60
14
Dec-17
Mar-18
Jun-18
Sep-18
Dec-18
Placement order granted
Interim Care Order
Care Order
Accommodated (Full Time)

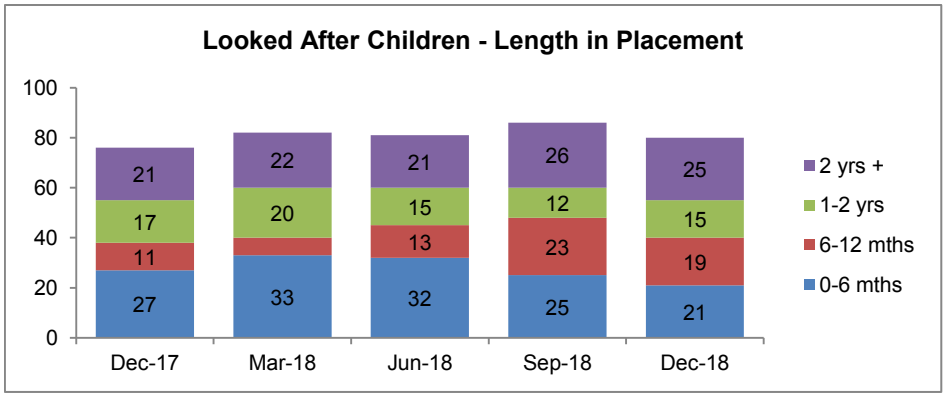
Looked After Children - Length in Placement
100
80
60
40
20
0
21
17
11
27
22
20
33
21
15
13
32
26
12
23
25
25
15
19
21
Dec-17
Mar-18
Jun-18
Sep-18
Dec-18
2 yrs +
1-2 yrs
6-12 mths
0-6 mths

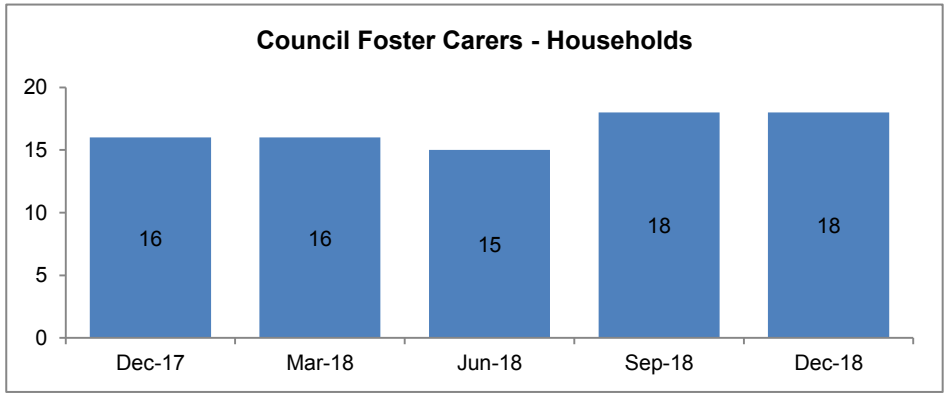
Council Foster Carers - Households
20
15
10
5
0
16
16
15
18
18
Dec-17
Mar-18
Jun-18
Sep-18
Dec-18

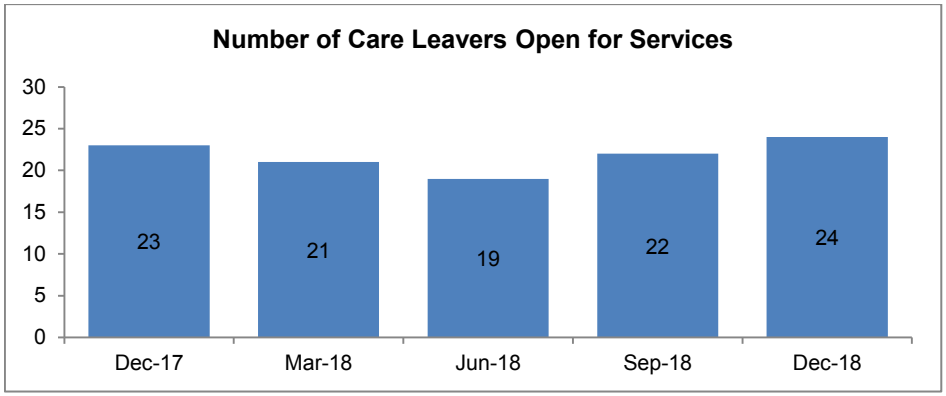
Number of Care Leavers Open for Services
30
25
20
15
10
5
0
23
21
19
22
24
Dec-17
Mar-18
Jun-18
Sep-18
Dec-18

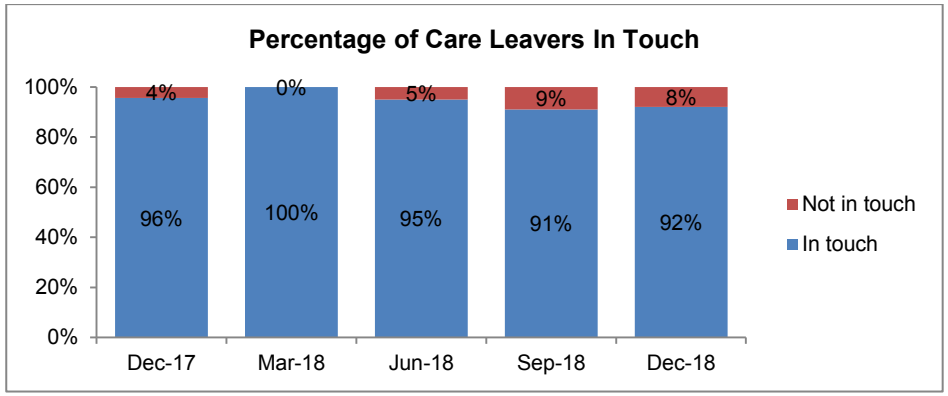
Percentage of Care Leavers In Touch
100%
80%
60%
40%
20%
0%
4%
0%
5%
9%
8%
96%
100%
95%
91%
92%
Not in touch
In touch
Dec-17
Mar-18
Jun-18
Sep-18
Dec-18

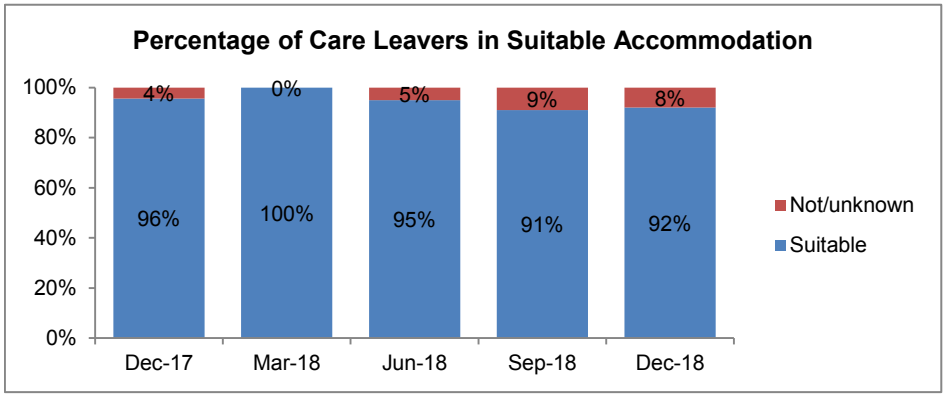
Percentage of Care Leavers in Suitable Accommodation
100%
80%
60%
40%
20%
0%
4%
0%
5%
9%
8%
96%
100%
95%
91%
92%
Not/unknown
Suitable
Dec-17
Mar-18
Jun-18
Sep-18
Dec-18

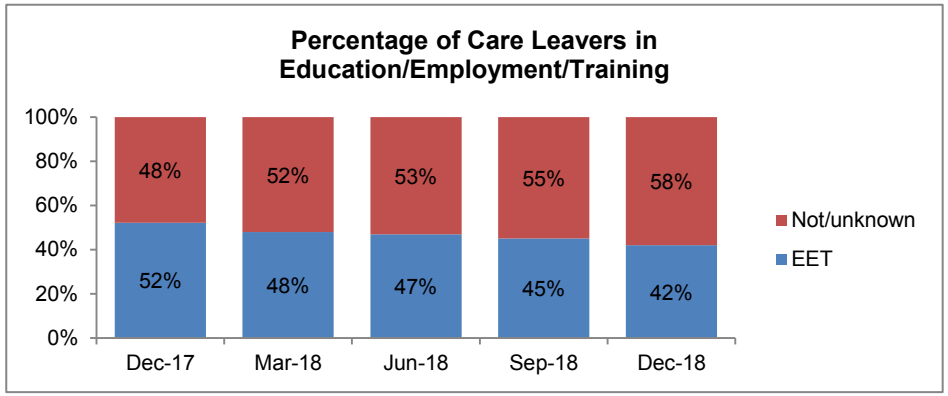
Percentage of Care Leavers in Education/Employment/Training
100%
80%
60%
40%
20%
0%
48%
52%
53%
55%
58%
52%
48%
47%
45%
42%
Not/unknown
EET
Dec-17
Mar-18
Jun-18
Sep-18
Dec-18

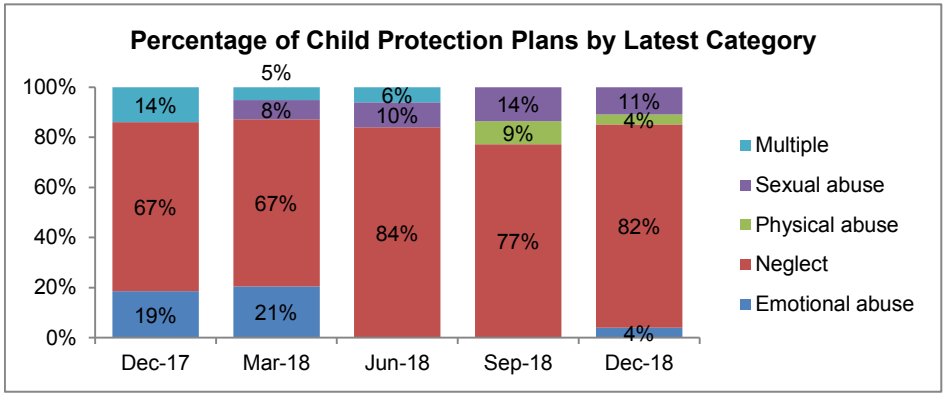
Percentage of Child Protection Plans by Latest Category
100%
80%
60%
40%
20%
0%
14%
67%
19%
5%
8%
67%
21%
6%
10%
84%
14%
9%
77%
11%
4%
82%
4%
Multiple
Sexual abuse
Physical abuse
Neglect
Emotional abuse
Dec-17
Mar-18
Jun-18
Sep-18
Dec-18

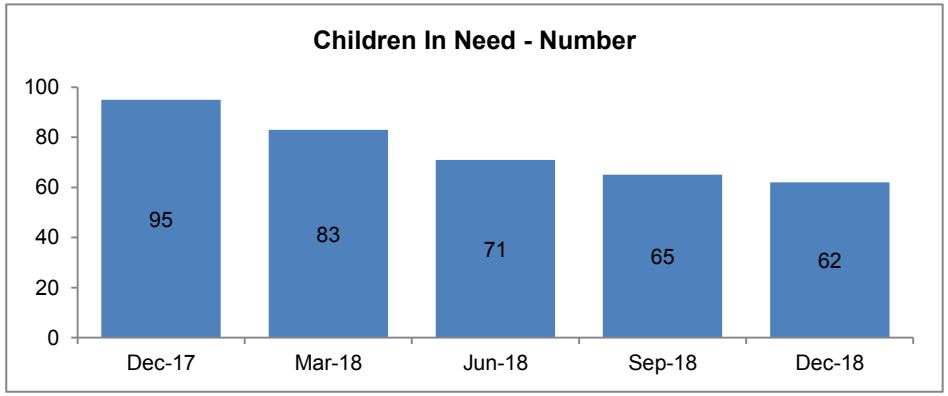
Children In Need - Number
100
80
60
40
20
0
95
83
71
65
62
Dec-17
Mar-18
Jun-18
Sep-18
Dec-18

Redditch

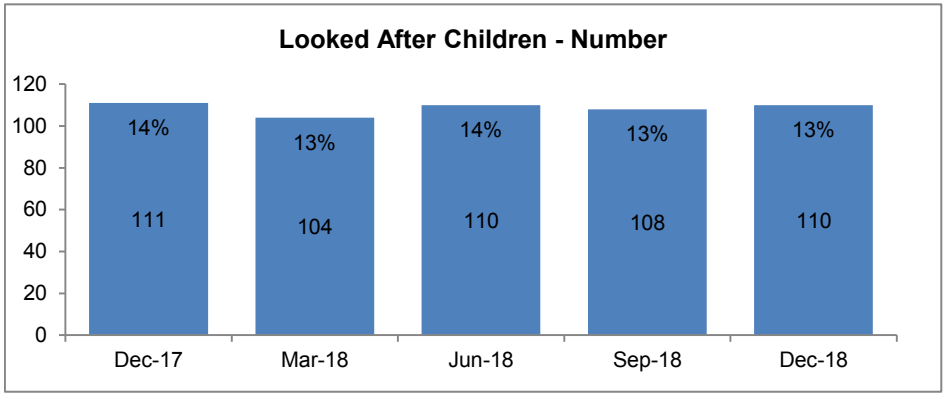
Looked After Children - Number
120
100
80
60
40
20
0
14%
13%
14%
13%
13%
111
104
110
108
110
Dec-17
Mar-18
Jun-18
Sep-18
Dec-18

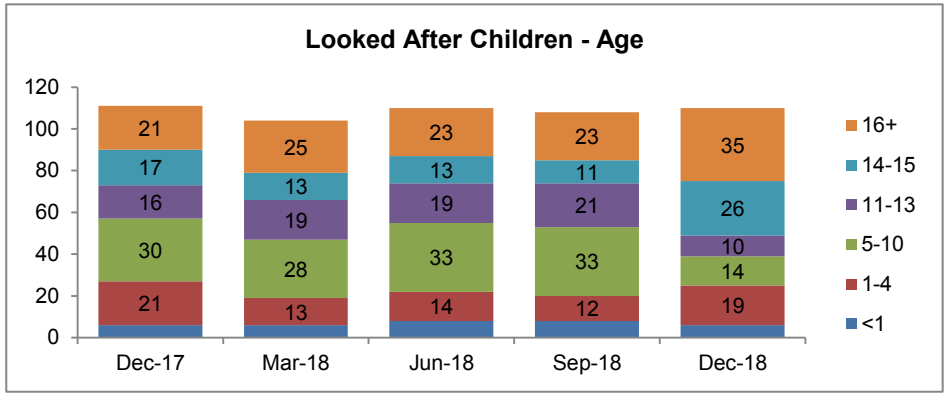
Looked After Children - Age
120
100
80
60
40
20
0
21
17
16
30
21
25
13
19
28
13
23
13
19
33
14
23
11
21
33
12
35
26
10
14
19
Dec-17
Mar-18
Jun-18
Sep-18
Dec-18
16+
14-15
11-13
5-10
1-4
<1

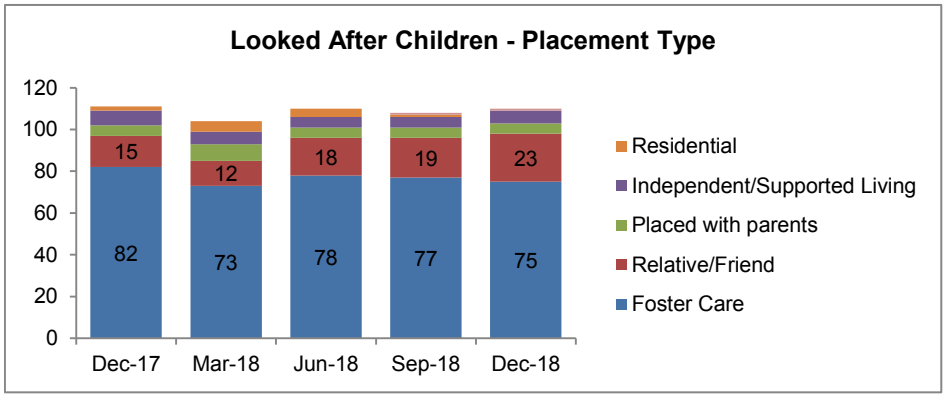
Looked After Children - Placement Type
120
100
80
60
40
20
0
15
82
12
73
18
78
19
77
23
75
Dec-17
Mar-18
Jun-18
Sep-18
Dec-18
Residential
Independent/Supported Living
Placed with parents
Relative/Friend
Foster Care

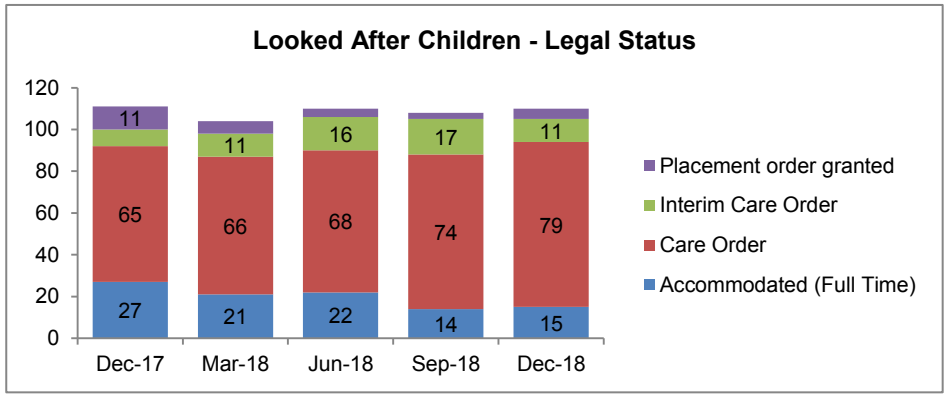
Looked After Children - Legal Status
120
100
80
60
40
20
0
11
65
27
11
66
21
16
68
22
17
74
14
11
79
15
Dec-17
Mar-18
Jun-18
Sep-18
Dec-18
Placement order granted
Interim Care Order
Care Order
Accommodated (Full Time)

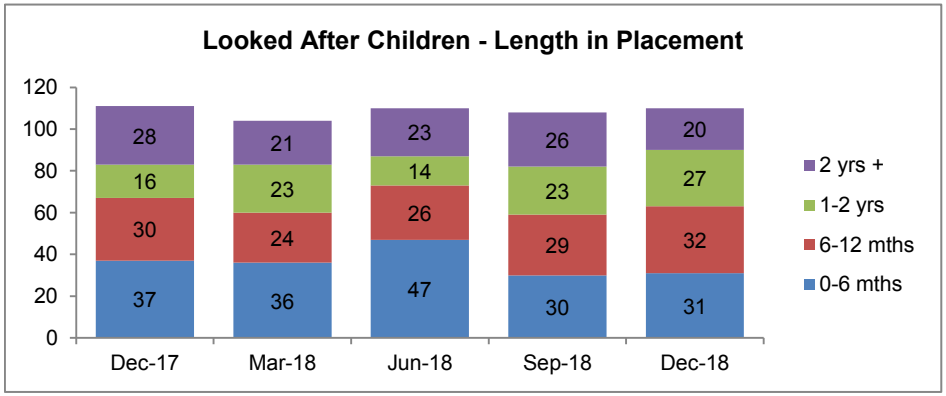
Looked After Children - Length in Placement
120
100
80
60
40
20
0
28
16
30
37
21
23
24
36
23
14
26
47
26
23
29
30
20
27
32
31
Dec-17
Mar-18
Jun-18
Sep-18
Dec-18
2 yrs +
1-2 yrs
6-12 mths
0-6 mths

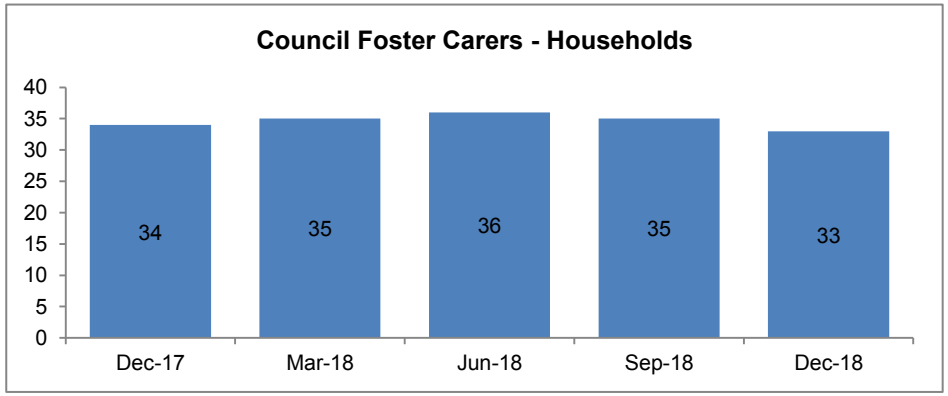
Council Foster Carers - Households
40
35
30
25
20
15
10
5
0
34
35
36
35
33
Dec-17
Mar-18
Jun-18
Sep-18
Dec-18

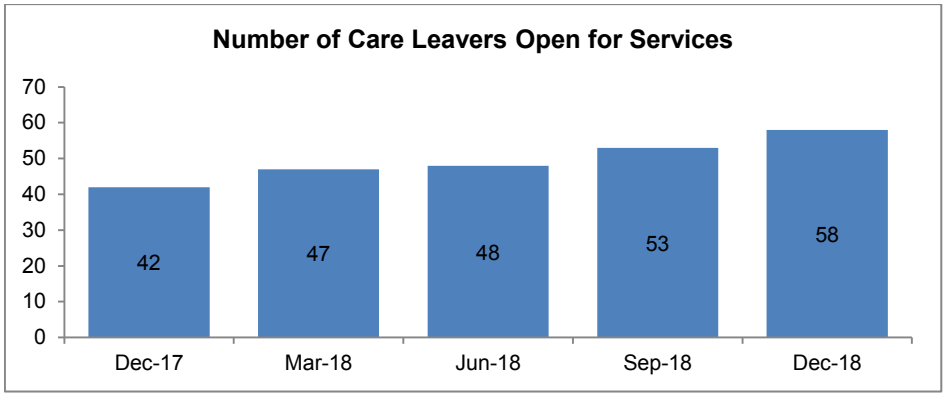
Number of Care Leavers Open for Services
70
60
50
40
30
20
10
0
42
47
48
53
58
Dec-17
Mar-18
Jun-18
Sep-18
Dec-18

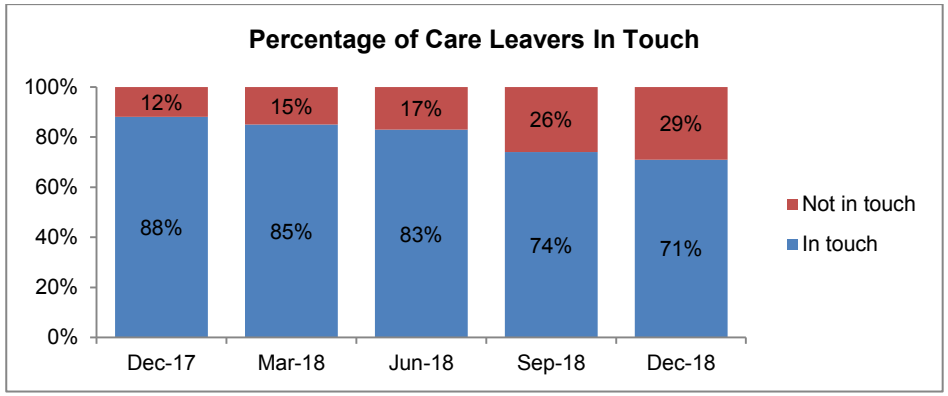
Percentage of Care Leavers In Touch
100%
80%
60%
40%
20%
0%
12%
15%
17%
26%
29%
88%
85%
83%
74%
71%
Not in touch
In touch
Dec-17
Mar-18
Jun-18
Sep-18
Dec-18

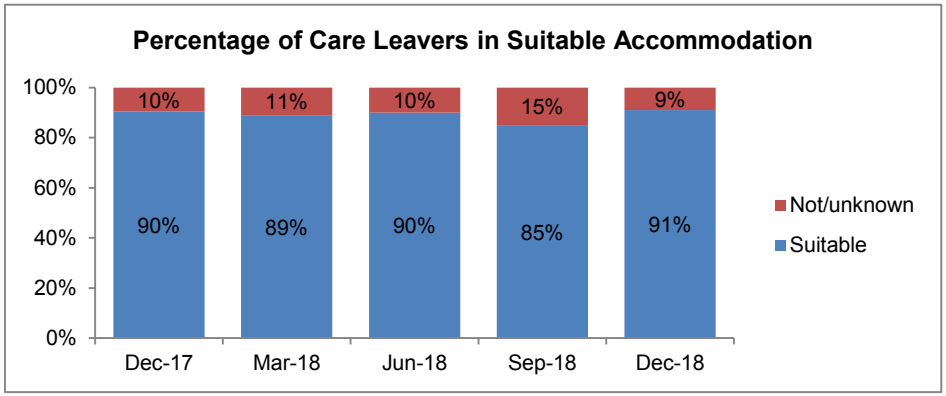
Percentage of Care Leavers in Suitable Accommodation
100%
80%
60%
40%
20%
0%
10%
11%
10%
15%
9%
90%
89%
90%
85%
91%
Not/unknown
Suitable
Dec-17
Mar-18
Jun-18
Sep-18
Dec-18

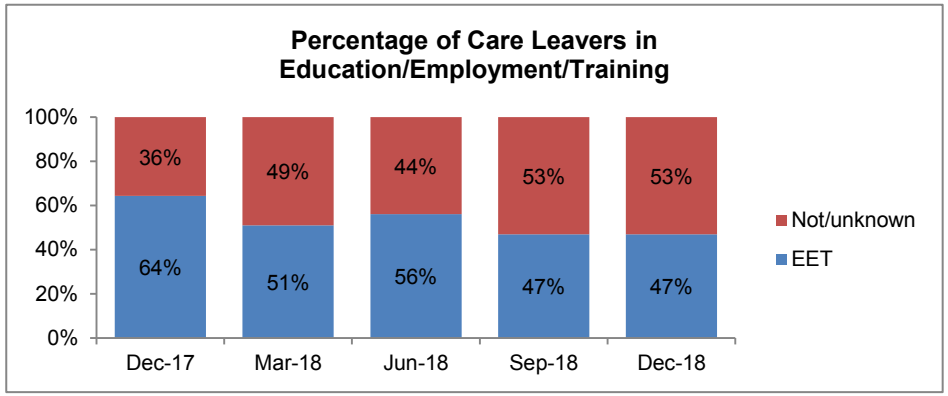
Percentage of Care Leavers in Education/Employment/Training
100%
80%
60%
40%
20%
0%
36%
49%
44%
53%
53%
64%
51%
56%
47%
47%
Not/unknown
EET
Dec-17
Mar-18
Jun-18
Sep-18
Dec-18

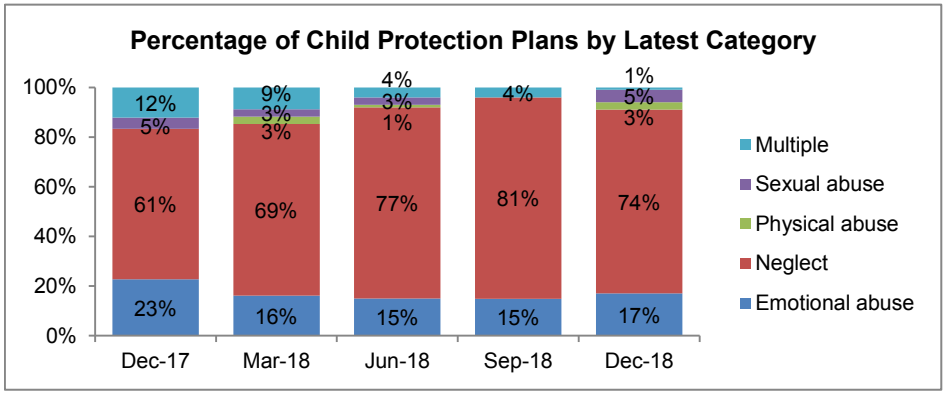
Percentage of Child Protection Plans by Latest Category
100%
80%
60%
40%
20%
0%
12%
5%
61%
23%
9%
3%
3%
69%
16%
4%
3%
1%
77%
15%
4%
81%
15%
1%
5%
3%
74%
17%
Multiple
Sexual abuse
Physical abuse
Neglect
Emotional abuse
Dec-17
Mar-18
Jun-18
Sep-18
Dec-18

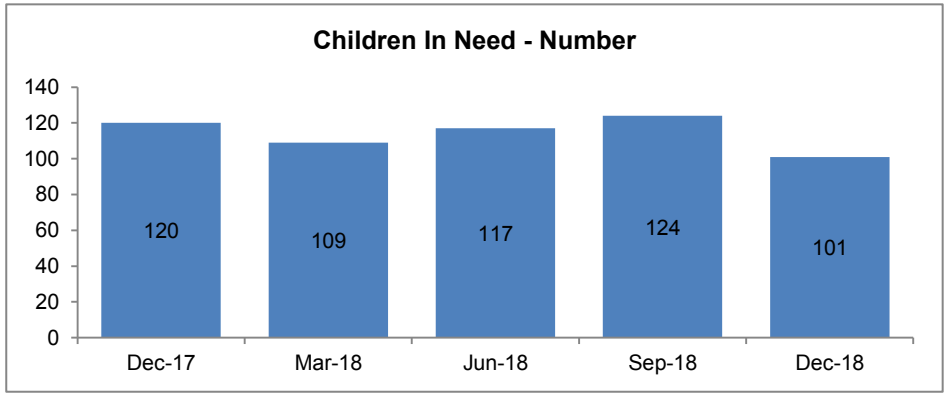
Children In Need - Number
140
120
100
80
60
40
20
0
120
109
117
124
101
Dec-17
Mar-18
Jun-18
Sep-18
Dec-18

Worcester

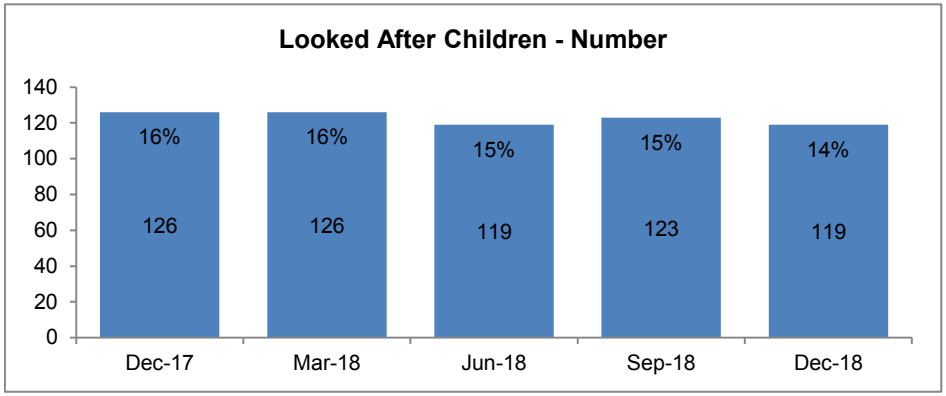
Looked After Children - Number
140
120
100
80
60
40
20
0
16%
16%
15%
15%
14%
126
126
119
123
119
Dec-17
Mar-18
Jun-18
Sep-18
Dec-18

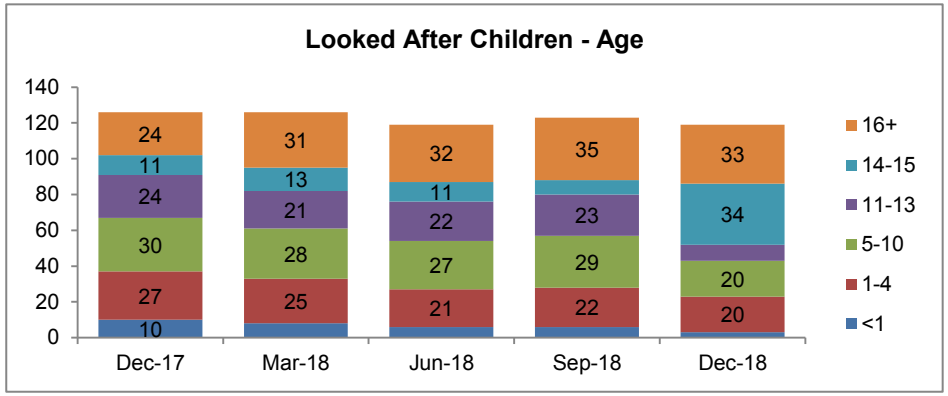
Looked After Children - Age
140
120
100
80
60
40
20
0
24
11
24
30
27
10
31
13
21
28
25
32
11
22
27
21
35
23
29
22
33
34
20
20
Dec-17
Mar-18
Jun-18
Sep-18
Dec-18
16+
14-15
11-13
5-10
1-4
<1

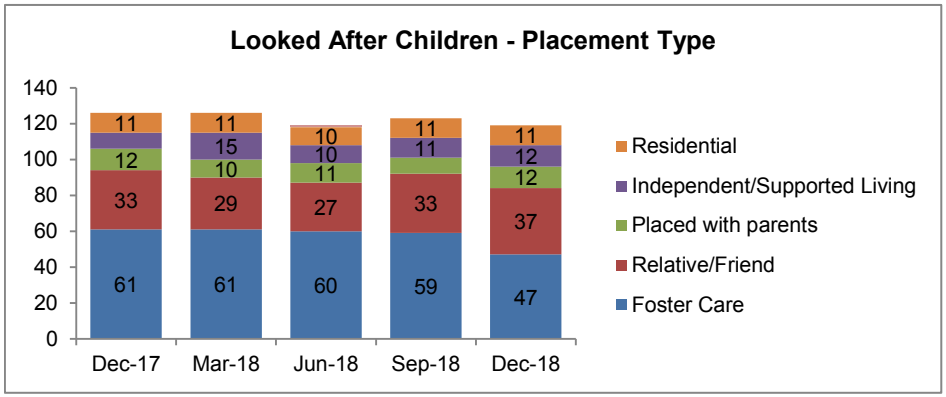
Looked After Children - Placement Type
140
120
100
80
60
40
20
0
11
12
33
61
11
15
10
29
61
10
10
11
27
60
11
11
33
59
11
12
12
37
47
Dec-17
Mar-18
Jun-18
Sep-18
Dec-18
Residential
Independent/Supported Living
Placed with parents
Relative/Friend
Foster Care

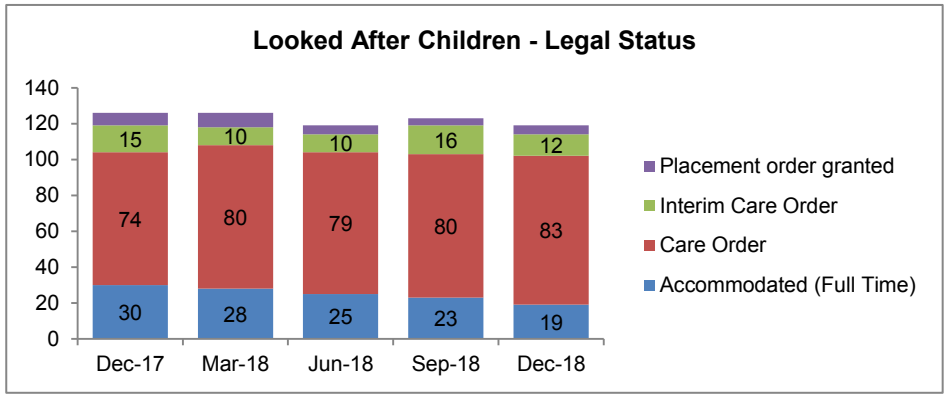
Looked After Children - Legal Status
140
120
100
80
60
40
20
0
15
74
30
10
80
28
10
79
25
16
80
23
12
83
19
Dec-17
Mar-18
Jun-18
Sep-18
Dec-18
Placement order granted
Interim Care Order
Care Order
Accommodated (Full Time)

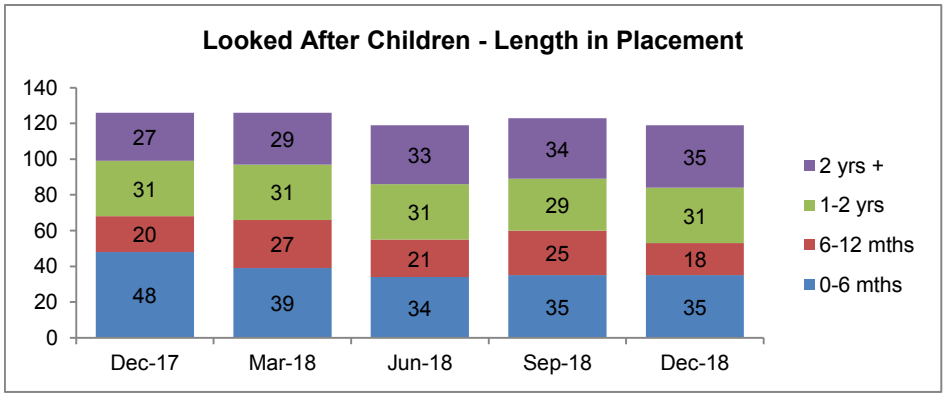
Looked After Children - Length in Placement
140
120
100
80
60
40
20
0
27
31
20
48
29
31
27
39
33
31
21
34
34
29
25
35
35
31
18
35
Dec-17
Mar-18
Jun-18
Sep-18
Dec-18
2 yrs +
1-2 yrs
6-12 mths
0-6 mths

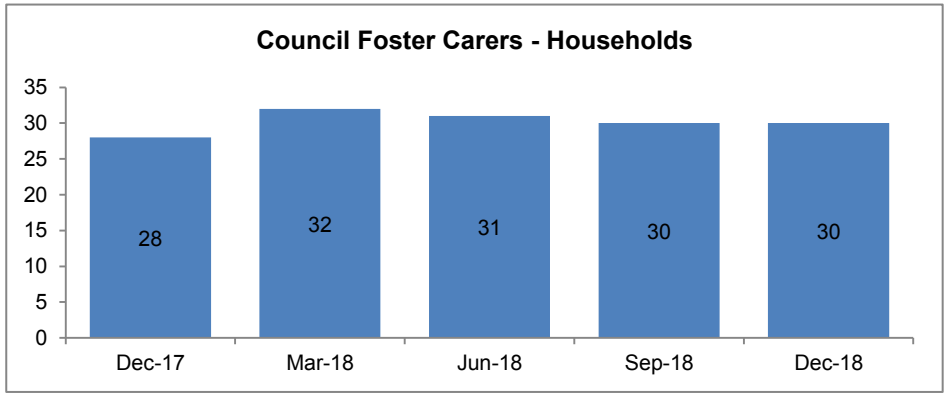
Council Foster Carers - Households
35
30
25
20
15
10
5
0
28
32
31
30
30
Dec-17
Mar-18
Jun-18
Sep-18
Dec-18

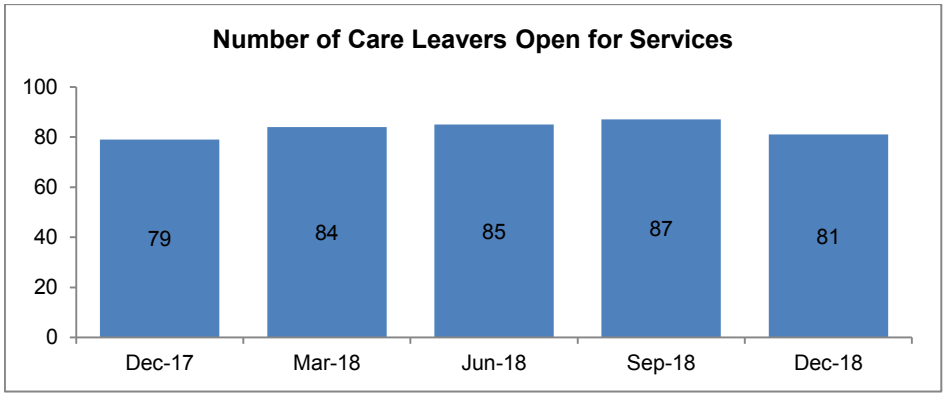
Number of Care Leavers Open for Services
100
80
60
40
20
0
79
84
85
87
81
Dec-17
Mar-18
Jun-18
Sep-18
Dec-18

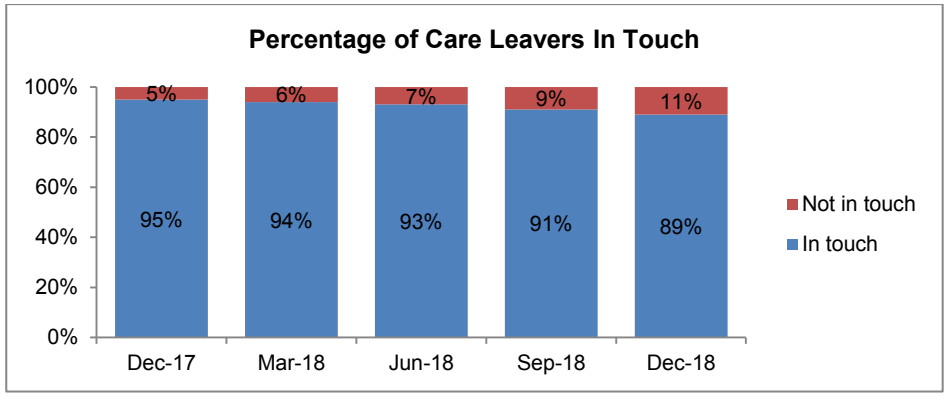
Percentage of Care Leavers In Touch
100%
80%
60%
40%
20%
0%
5%
6%
7%
9%
11%
95%
94%
93%
91%
89%
Not in touch
In touch
Dec-17
Mar-18
Jun-18
Sep-18
Dec-18

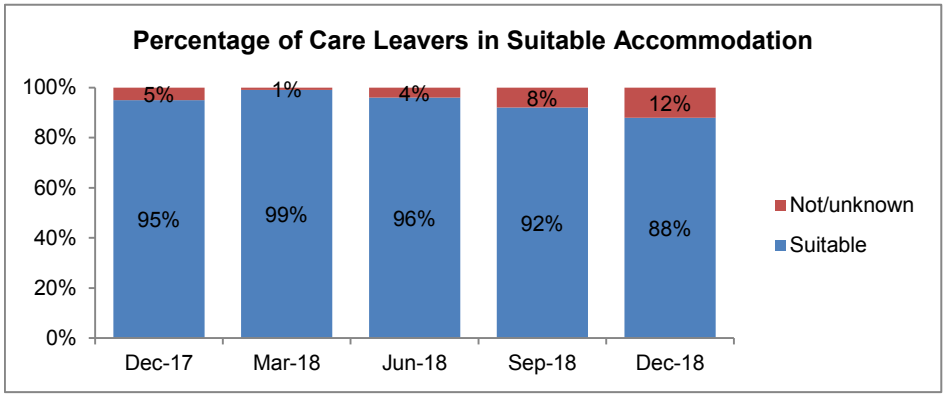
Percentage of Care Leavers in Suitable Accommodation
100%
80%
60%
40%
20%
0%
5%
1%
4%
8%
12%
95%
99%
96%
92%
88%
Not/unknown
Suitable
Dec-17
Mar-18
Jun-18
Sep-18
Dec-18

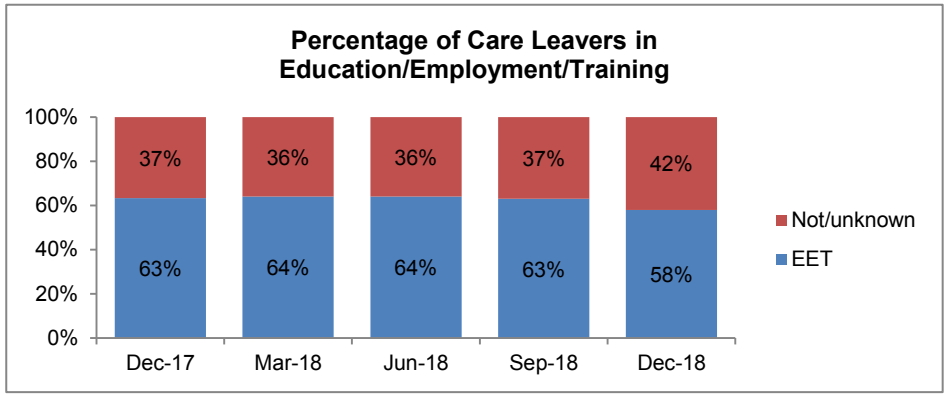
Percentage of Care Leavers in Education/Employment/Training
100%
80%
60%
40%
20%
0%
37%
36%
36%
37%
42%
63%
64%
64%
63%
58%
Not/unknown
EET
Dec-17
Mar-18
Jun-18
Sep-18
Dec-18

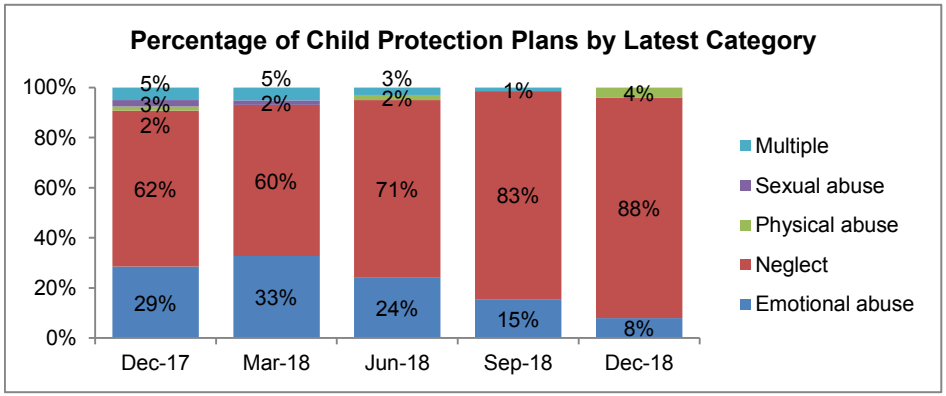
Percentage of Child Protection Plans by Latest Category
100%
80%
60%
40%
20%
0%
5%
3%
2%
62%
29%
5%
2%
60%
33%
3%
2%
71%
24%
1%
83%
15%
4%
88%
8%
Multiple
Sexual abuse
Physical abuse
Neglect
Emotional abuse
Dec-17
Mar-18
Jun-18
Sep-18
Dec-18

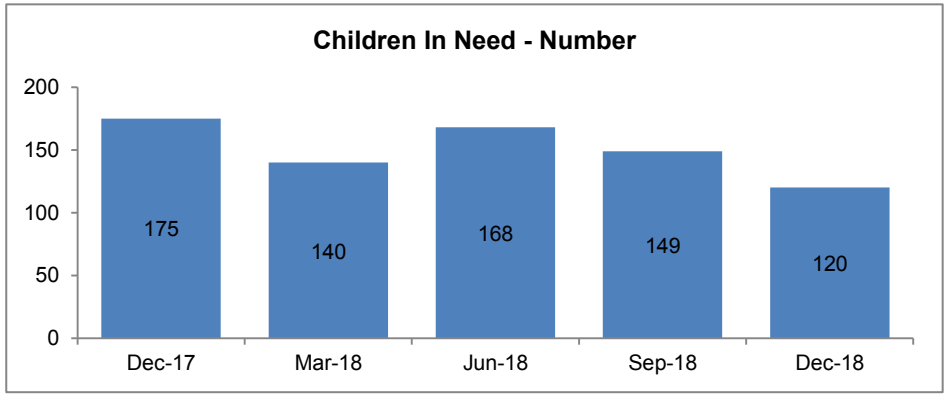
Children In Need - Number
200
150
100
50
0
175
140
168
149
120
Dec-17
Mar-18
Jun-18
Sep-18
Dec-18

Wychavon

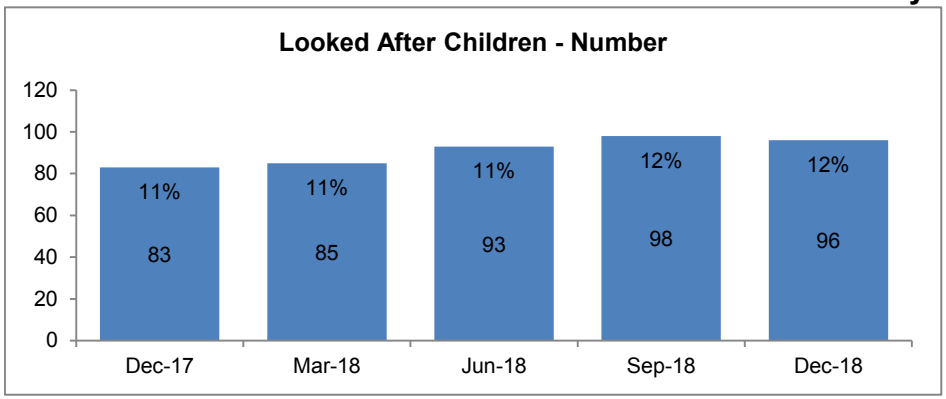
Looked After Children - Number
120
100
80
60
40
20
0
11%
83
11%
85
11%
93
12%
98
12%
96
Dec-17
Mar-18
Jun-18
Sep-18
Dec-18

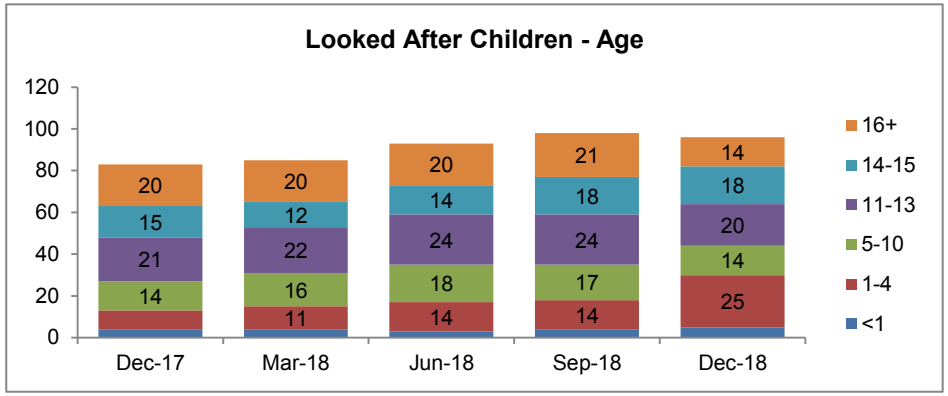
Looked After Children - Age
120
100
80
60
40
20
0
20
15
21
14
20
12
22
16
11
20
14
24
18
14
21
18
24
17
14
14
18
20
14
25
Dec-17
Mar-18
Jun-18
Sep-18
Dec-18
16+
14-15
11-13
5-10
1-4
<1

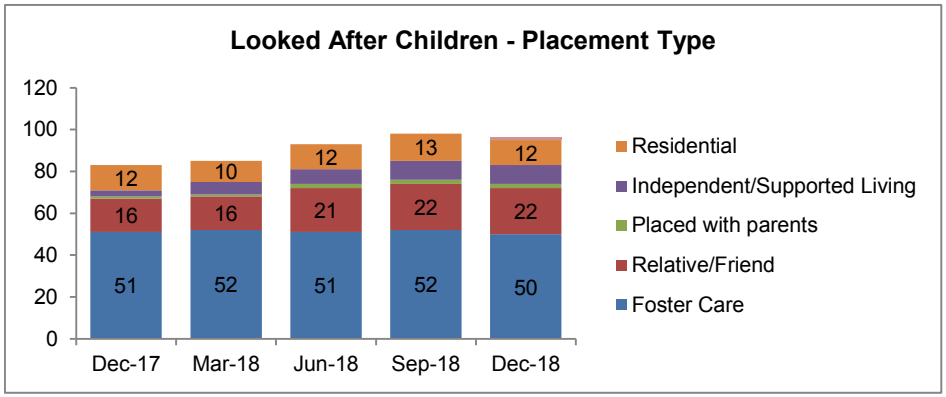
Looked After Children - Placement Type
120
100
80
60
40
20
0
12
16
51
10
16
52
12
21
51
13
22
52
12
22
50
Dec-17
Mar-18
Jun-18
Sep-18
Dec-18
Residential
Independent/Supported Living
Placed with parents
Relative/Friend
Foster Care

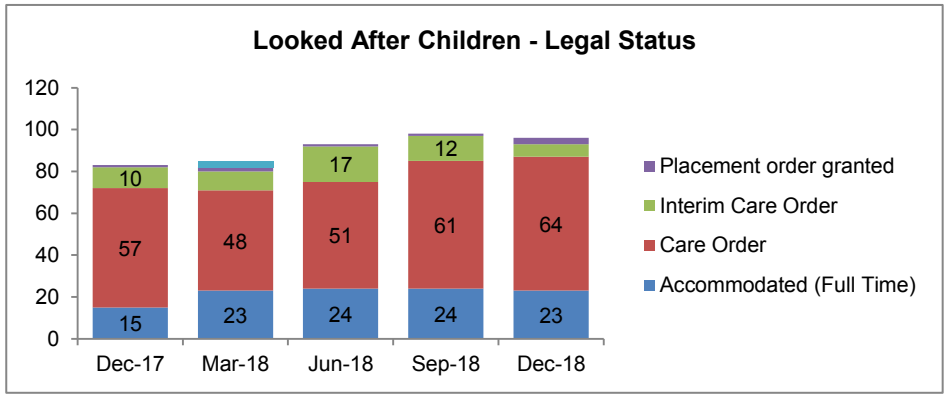
Looked After Children - Legal Status
120
100
80
60
40
20
0
10
57
15
48
23
17
51
24
12
61
24
64
23
Dec-17
Mar-18
Jun-18
Sep-18
Dec-18
Placement order granted
Interim Care Order
Care Order
Accommodated (Full Time)

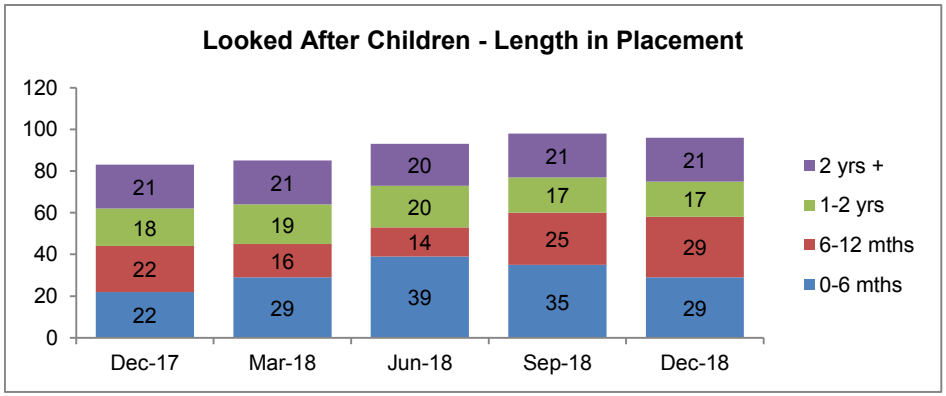
Looked After Children - Length in Placement
120
100
80
60
40
20
0
21
18
22
22
21
19
16
29
20
20
14
39
21
17
25
35
21
17
29
29
Dec-17
Mar-18
Jun-18
Sep-18
Dec-18
2 yrs +
1-2 yrs
6-12 mths
0-6 mths

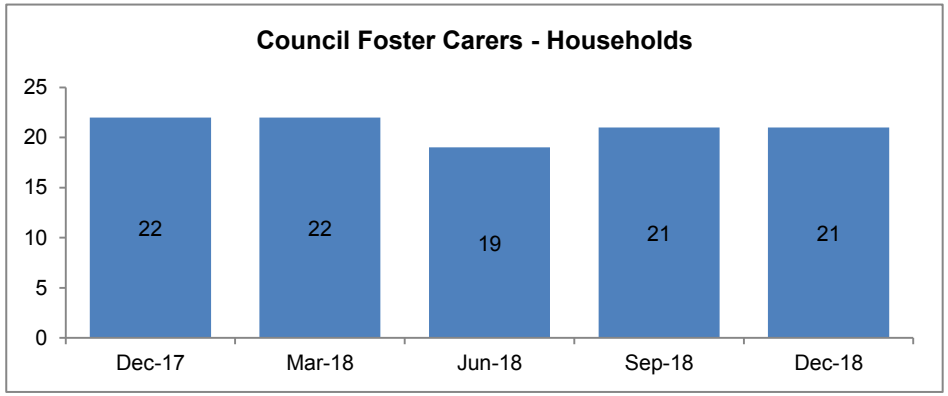
Council Foster Carers - Households
25
20
15
10
5
0
22
22
19
21
21
Dec-17
Mar-18
Jun-18
Sep-18
Dec-18

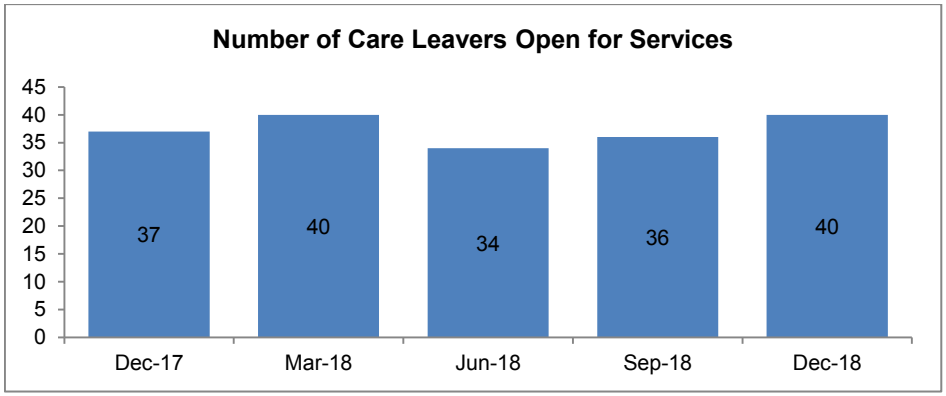
Number of Care Leavers Open for Services
45
40
35
30
25
20
15
10
5
0
37
40
34
36
40
Dec-17
Mar-18
Jun-18
Sep-18
Dec-18

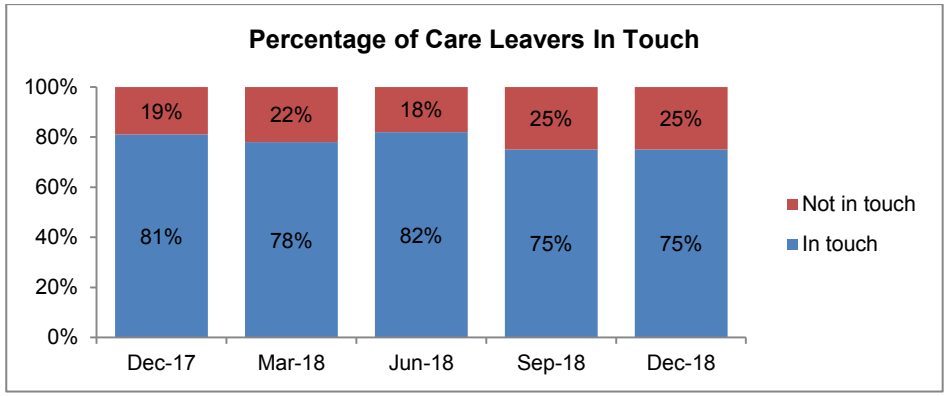
Percentage of Care Leavers In Touch
100%
80%
60%
40%
20%
0%
19%
22%
18%
25%
25%
81%
78%
82%
75%
75%
Not in touch
In touch
Dec-17
Mar-18
Jun-18
Sep-18
Dec-18

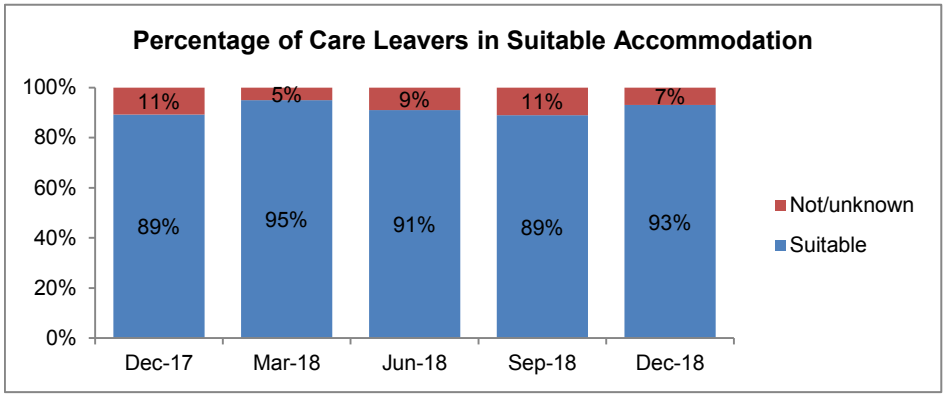
Percentage of Care Leavers in Suitable Accommodation
100%
80%
60%
40%
20%
0%
11%
5%
9%
11%
7%
89%
95%
91%
89%
93%
Not/unknown
Suitable
Dec-17
Mar-18
Jun-18
Sep-18
Dec-18

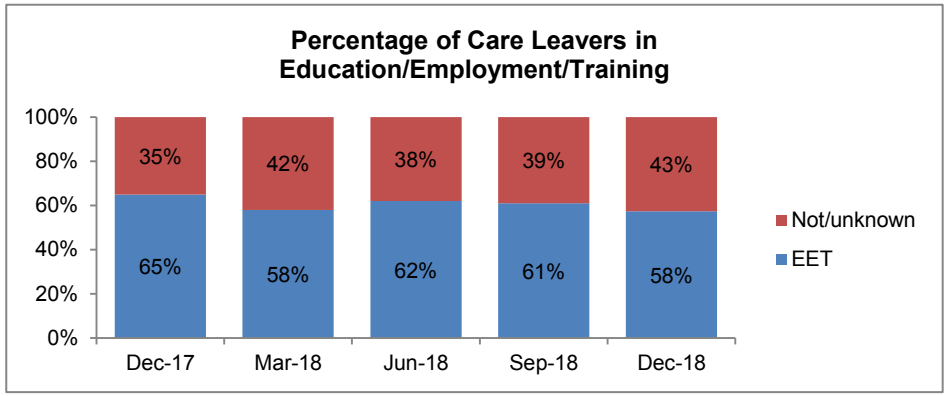
Percentage of Care Leavers in Education/Employment/Training
100%
80%
60%
40%
20%
0%
35%
42%
38%
39%
43%
65%
58%
62%
61%
58%
Not/unknown
EET
Dec-17
Mar-18
Jun-18
Sep-18
Dec-18

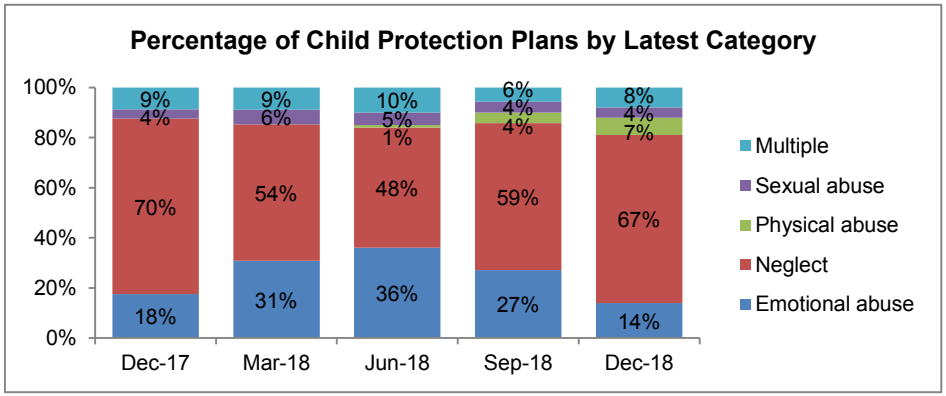
Percentage of Child Protection Plans by Latest Category
100%
80%
60%
40%
20%
0%
9%
4%
70%
18%
9%
6%
54%
31%
10%
5%
1%
48%
36%
6%
4%
4%
59%
27%
8%
4%
7%
67%
14%
Multiple
Sexual abuse
Physical abuse
Neglect
Emotional abuse
Dec-17
Mar-18
Jun-18
Sep-18
Dec-18

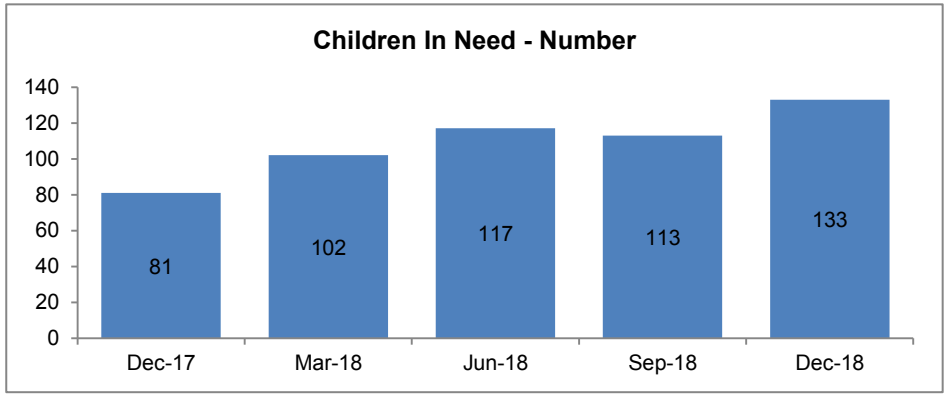
Children In Need - Number
140
120
100
80
60
40
20
0
81
102
117
113
133
Dec-17
Mar-18
Jun-18
Sep-18
Dec-18

Wyre Forest

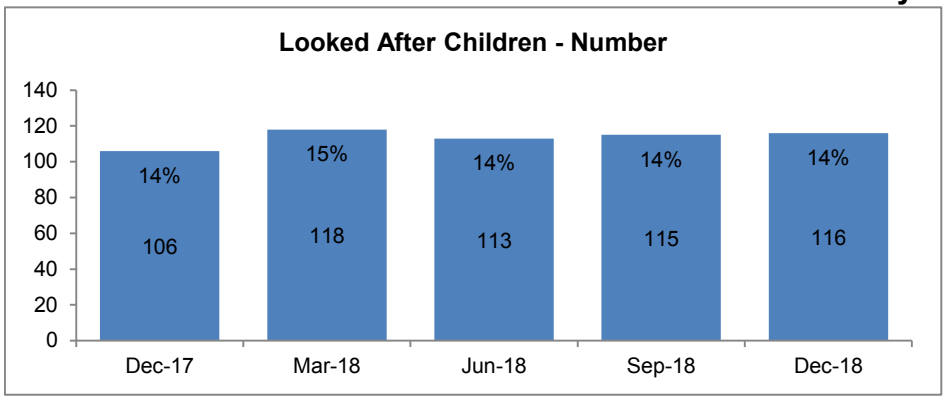
Looked After Children - Number
140
120
100
80
60
40
20
0
14%
15%
14%
14%
14%
106
118
113
115
116
Dec-17
Mar-18
Jun-18
Sep-18
Dec-18

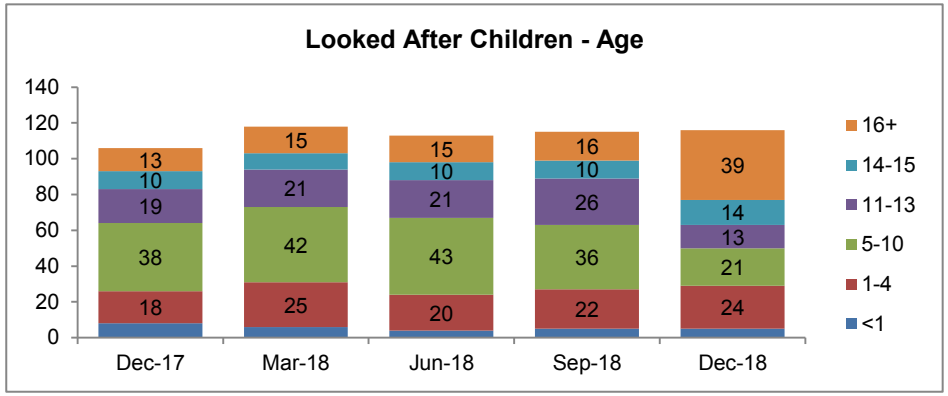
Looked After Children - Age
140
120
100
80
60
40
20
0
13
10
19
38
18
15
21
42
25
15
10
21
43
20
16
10
26
36
22
39
14
13
21
24
Dec-17
Mar-18
Jun-18
Sep-18
Dec-18
16+
14-15
11-13
5-10
1-4
<1

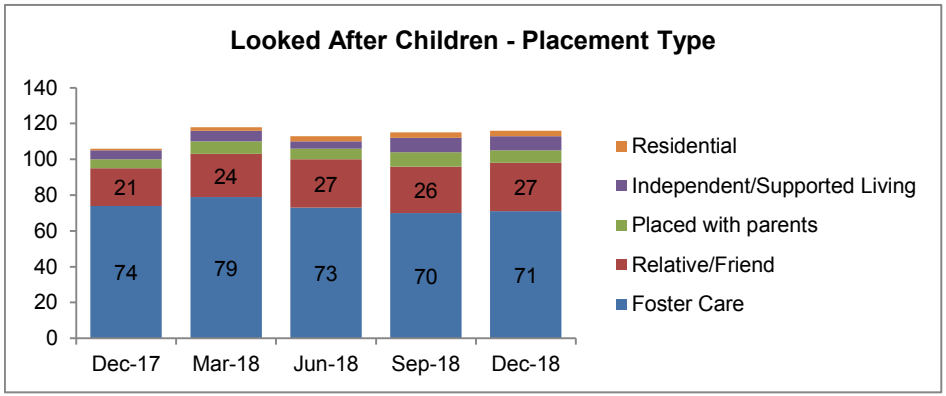
Looked After Children - Placement Type
140
120
100
80
60
40
20
0
21
74
24
79
27
73
26
70
27
71
Dec-17
Mar-18
Jun-18
Sep-18
Dec-18
Residential
Independent/Supported Living
Placed with parents
Relative/Friend
Foster Care

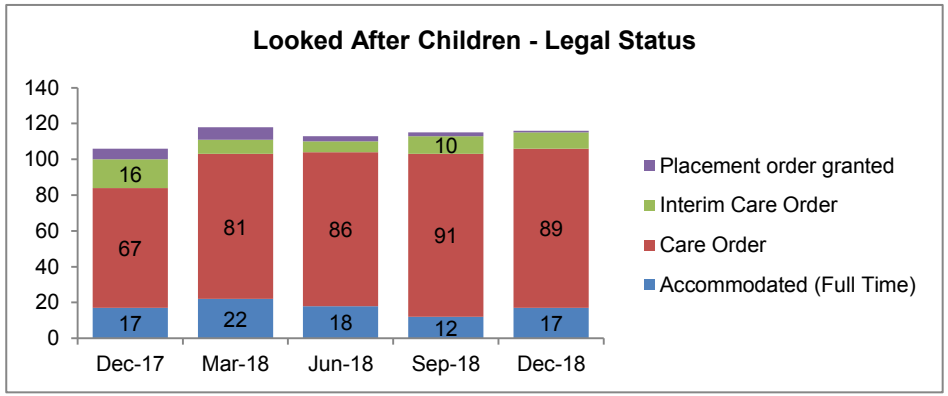
Looked After Children - Legal Status
140
120
100
80
60
40
20
0
16
67
17
81
22
86
18
10
91
12
89
17
Dec-17
Mar-18
Jun-18
Sep-18
Dec-18
Placement order granted
Interim Care Order
Care Order
Accommodated (Full Time)

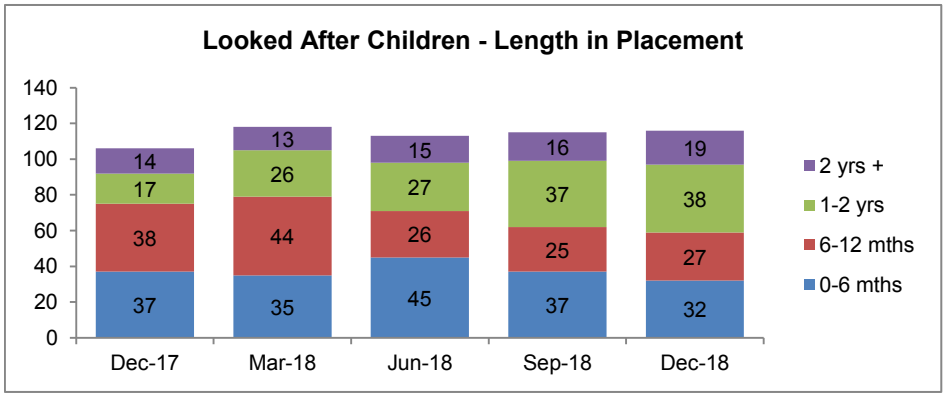
Looked After Children - Length in Placement
140
120
100
80
60
40
20
0
14
17
38
37
13
26
44
35
15
27
26
45
16
37
25
37
19
38
27
32
Dec-17
Mar-18
Jun-18
Sep-18
Dec-18
2 yrs +
1-2 yrs
6-12 mths
0-6 mths

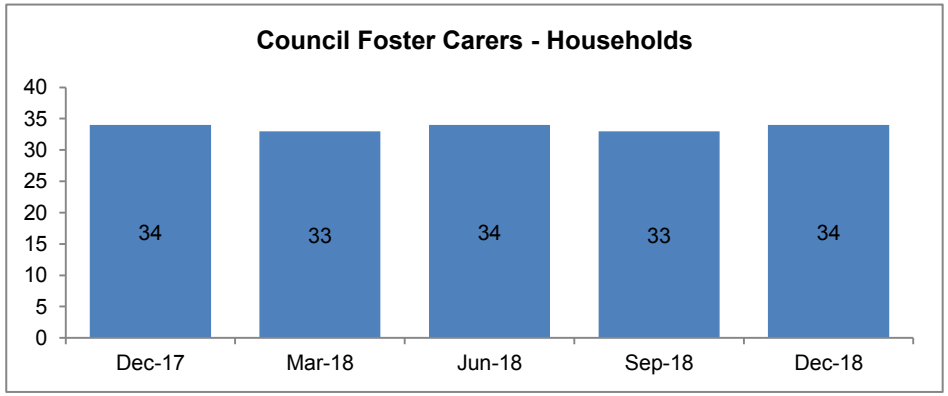
Council Foster Carers - Households
40
35
30
25
20
15
10
5
0
34
33
34
33
34
Dec-17
Mar-18
Jun-18
Sep-18
Dec-18

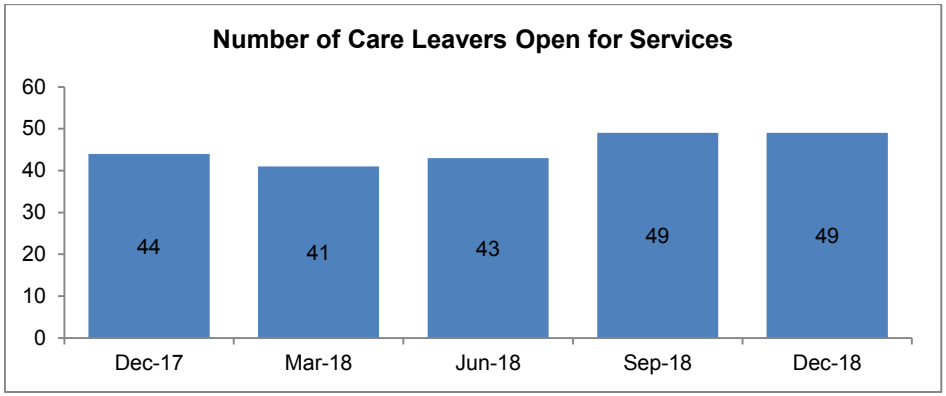
Number of Care Leavers Open for Services
60
50
40
30
20
10
0
44
41
43
49
49
Dec-17
Mar-18
Jun-18
Sep-18
Dec-18

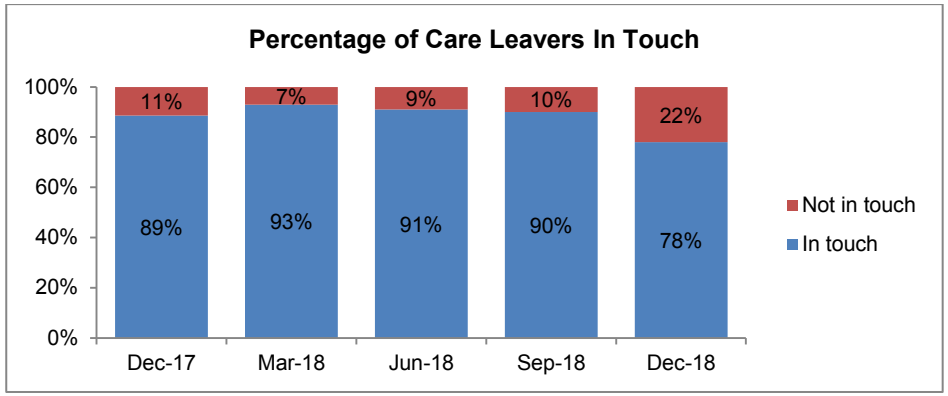
Percentage of Care Leavers In Touch
100%
80%
60%
40%
20%
0%
11%
7%
9%
10%
22%
89%
93%
91%
90%
78%
Dec-17
Mar-18
Jun-18
Sep-18
Dec-18
Not in touch
In touch

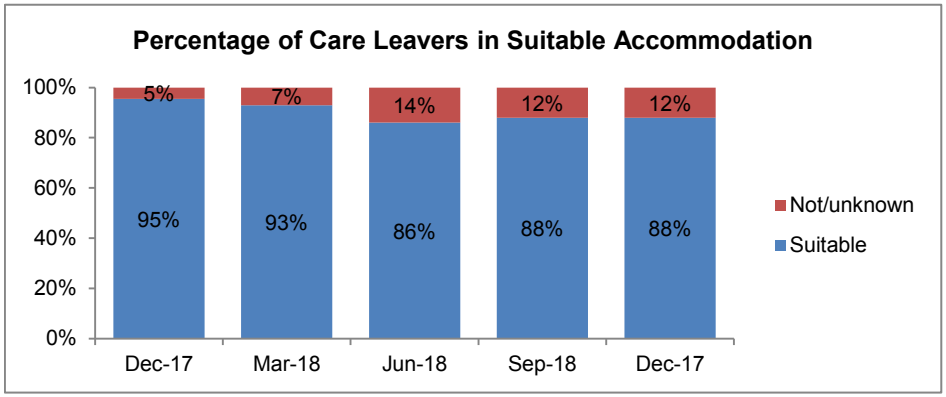
Percentage of Care Leavers in Suitable Accommodation
100%
80%
60%
40%
20%
0%
5%
7%
14%
12%
12%
95%
93%
86%
88%
88%
Dec-17
Mar-18
Jun-18
Sep-18
Dec-17
Not/unknown
Suitable

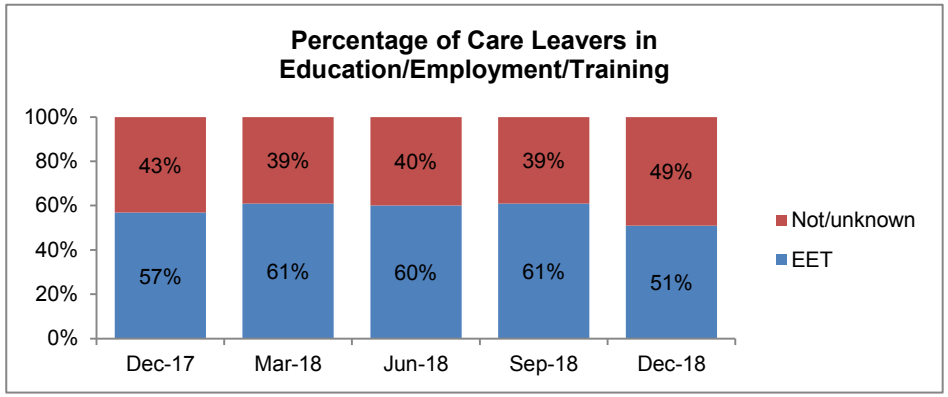
Percentage of Care Leavers in Education/Employment/Training
100%
80%
60%
40%
20%
0%
43%
39%
40%
39%
49%
57%
61%
60%
61%
51%
Dec-17
Mar-18
Jun-18
Sep-18
Dec-18
Not/unknown
EET

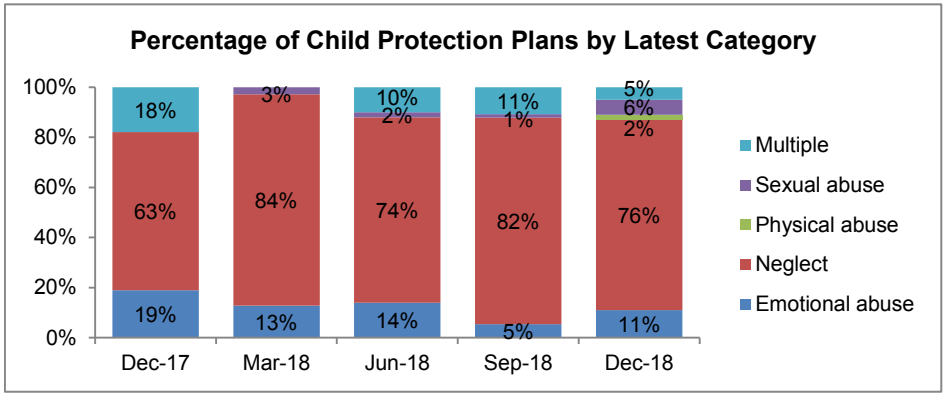
Percentage of Child Protection Plans by Latest Category
100%
80%
60%
40%
20%
0%
18%
3%
10%
2%
11%
1%
5%
6%
2%
63%
84%
74%
82%
76%
19%
13%
14%
5%
11%
Dec-17
Mar-18
Jun-18
Sep-18
Dec-18
Multiple
Sexual abuse
Physical abuse
Neglect
Emotional abuse

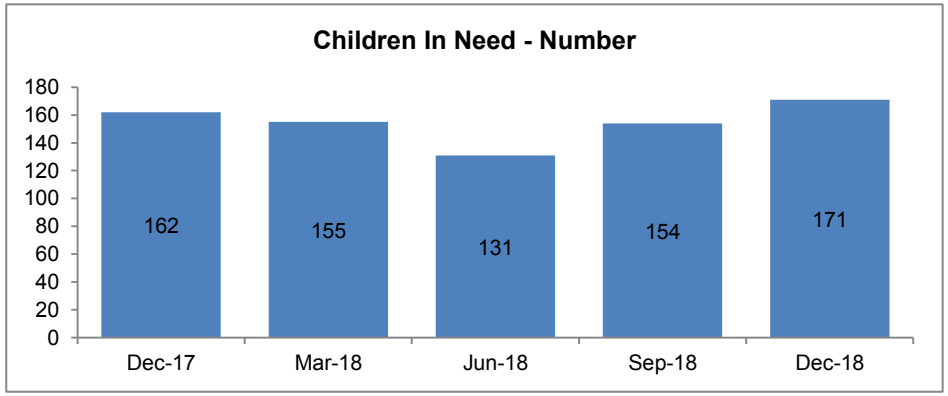
Children In Need - Number
180
160
140
120
100
80
60
40
20
0
162
155
131
154
171
Dec-17
Mar-18
Jun-18
Sep-18
Dec-18